

## Mixed Movements

### Overview of key figures and trends

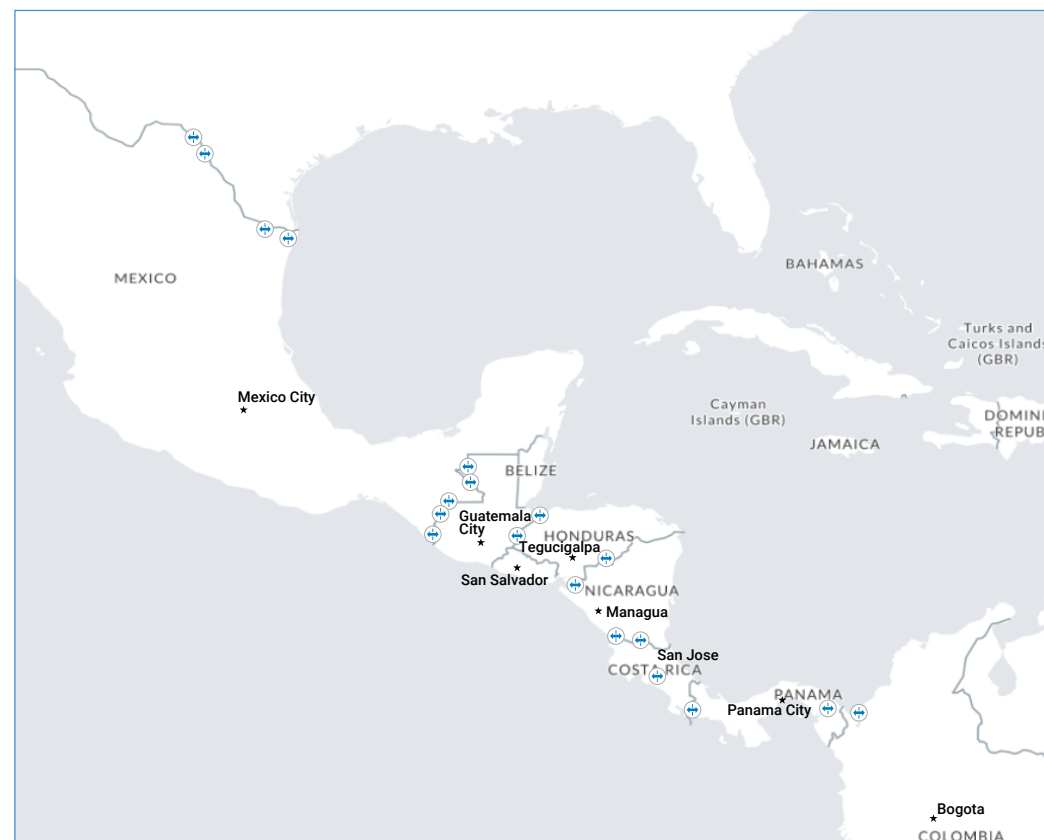
The 3rd quarter of 2022 recorded an increase of almost 300% in mixed movement arrivals into Panama through the Darien, compared with the previous quarter. **September 2022 saw the highest absolute number of arrivals ever recorded in a single month, with 48,000 individuals (up from 31,000 reported in August, representing 54% increase in only one month).** Venezuelans account for 71% (112,943) of the people engaged in mixed movements across the Darien, followed by nationals from Haiti, Ecuador and Cuba.

The increasing arrival and transit of persons engaged in mixed movements has also been reported at the Nicaragua-Honduras border where the number of registered arrivals up to August 2022 is five times the total number of crossings registered for the whole of 2021. Arrivals in August 2022 have even doubled the numbers registered the previous month.

In Mexico, a total of 28,230 new asylum applications were lodged between July and September totaling more than 86,000 in 2022, the majority by Hondurans followed by Cubans, Haitians, Venezuelans and Nicaraguans.

More than 400,000 encounters at the US Southwest border were reported by the US Custom and Border Protection during July and August 2022. The Title 42 public health-based border restriction continues to be implemented with exception being applied in favour of certain nationalities (ex. Venezuelans).

Across the region, the increasing number of people engaged in mixed movements continue to put significant pressure on reception mechanisms, including the availability of protection services for profiles at heightened risk and shelter capacities.



*Note: This map is for illustration purposes only. The boundaries and names shown, and the designations used on this map do not imply official endorsement or acceptance by the UN.*

Sources: SENAFRONT: Panama, UNHCR, Reuters, 2022

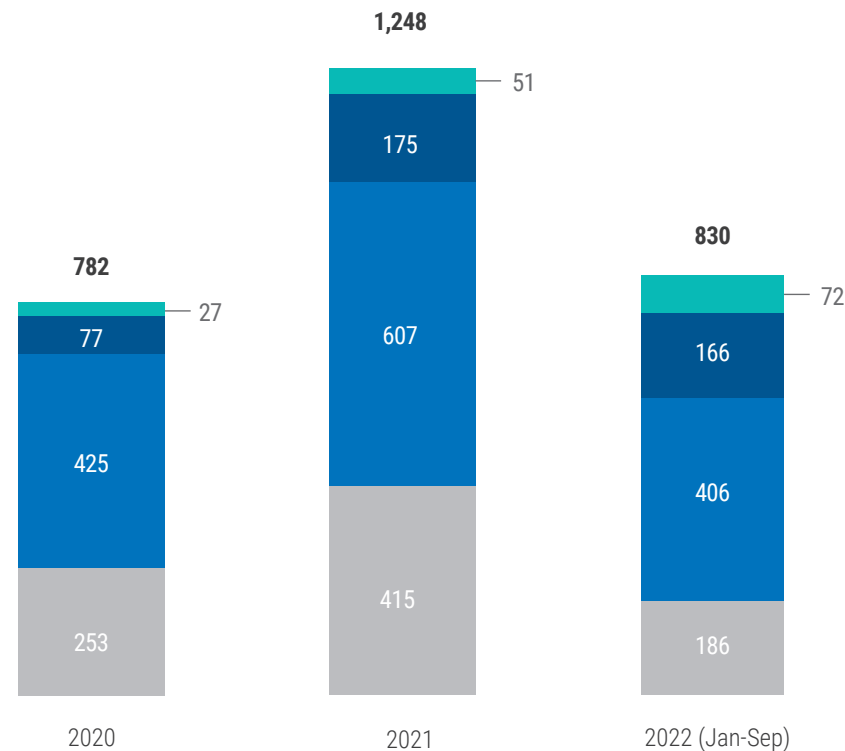


## Missing migrants

- Since IOM began monitoring deaths and disappearances of migrants and people on the move, between 2014 until September 2022, 6,706 cases have been recorded in the region. Actual figures may be a lot higher as not all deaths are recorded ([MMP, 2022](#)).
- For January-September 2022, 493 cases were registered. Geographical distribution: Caribbean 195; Central America: 271; South America: 52 and North America: 312 ([Idem](#)).
- During 2021, more than 720 cases of dead and missing people on the move were identified in the U.S.-Mexico border area. For the period January - September 11, 2022, 298 cases have already been registered in this area

### Total of missing people on the move recorded in the Americas by sex (2020 - Sep 2022)

■ Male ■ Female ■ Children ■ Undertermined



Source: [Missing Migrants Project](#), 2022



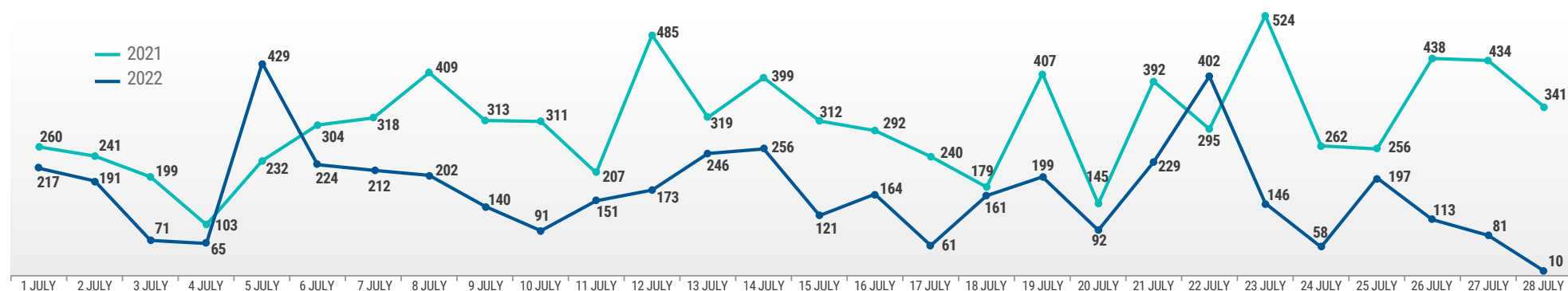
## Mixed Movements Colombia (September 2022)

On 26 September the ColombiaVenezuelan border was reopened after two years of being closed ([TELAM,2022](#)). Higher international mobility is expected with the reopening, likely resulting in higher mixed movements from the Bolivarian Republic of Venezuela (Venezuela hereafter) into Colombia or other countries in South, Central and North America.

- The number of Venezuelan citizens in Colombia grew by 34% between August 2021 and February 2022, from 1.8 million to approximately 2.5. Of these, more than 96% have started their process to benefit from Temporary Protection Status initiated in May 2021 ([Migration Colombia, 2022](#)).
- Migration Colombia reported that as of July 2022, more than one million permits have been issued to Venezuelan nationals. On the other hand, almost 1.4 million permits were authorized and of these, about 1.3 million were already printed ([Idem](#)).
- As of July 2022, Migration Colombia has the biometric registration of more than one million 877,000 Venezuelan citizens ([Idem](#)).

According to [official data](#), in 2021 260,000 Venezuelan nationals entered Colombia and 250,000 exited via air, land and sea borders. The most dynamic month was December, concentrating 22% of the entries and 20% of the exits.

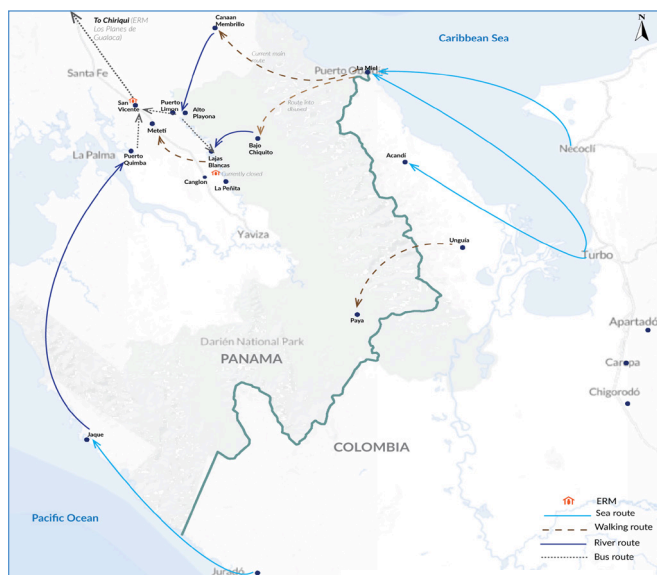
The graph below shows data comparing the daily distribution during July 2021 and 2022 of 7,437 refugees and migrants from the Bolivarian Republic of Venezuela (hereafter Venezuela) interviewed in DTM response activities in July 2022. These refugees and migrants were interviewed in 21 shelters in Colombia where they received humanitarian assistance<sup>1</sup>. Comparing July 2022 with July 2021, data collected in those 21 shelters shows that the number of Venezuelan refugees and migrants declined 45% from 8,617 to 4,702, consolidating a trend for the first seven months of 2022.



Source: [DTM Colombia - Refugees and Migrants from Venezuela - Flow Monitoring Emergency and Stabilization Program, July 2022](#)

<sup>1</sup> Interviewed Venezuelan refugees and migrants per Assistance shelter: Antioquia (35), Arauca (260), Atlántico (11), Bogotá (274), Bolívar (38), Casanare (801), Cundinamarca (120), La Guajira (448), Nariño (139), Norte de Santander (1660), Santander (543), Tolima (100), Valle del Cauca (273).

## Mixed Movements Panama – Darien



In 2022, 151,582 people entered irregularly through the Darien, surpassing the record number for the whole 2021 (133,726). In September alone, over 48,200 people were registered, the highest number ever recorded.

Venezuelans account for 71% (112,943) of the people engaged in mixed movements across the Darien, followed by nationals from Haiti, Ecuador and Cuba.

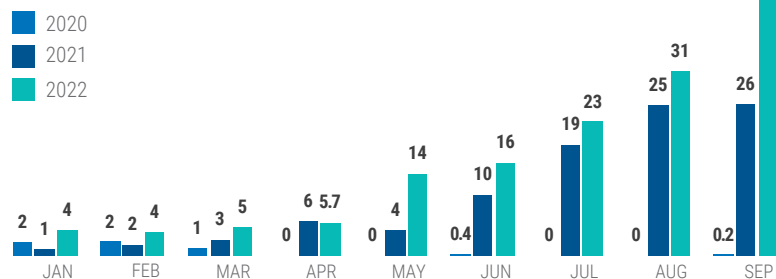
The average daily arrivals at Darien in September remained at more than 1,600 putting significant strain on already overwhelmed reception facilities and services.

Increasing exposure to situations of risk, violence and crime including theft, robbery, sexual assault and human trafficking continues to be observed among people on the move. Among Venezuelans, many lack the necessary amount of money required to pay for transportation to the north of the country. This situation results in longer stays at reception centers and increasing risks, such as exchange and sale of sex as coping mechanism for women and girls.

*Note: This map is for illustration purposes only. The boundaries and names shown, and the designations used on this map do not imply official endorsement or acceptance by the UN.*

### Irregular entries Darien | 2020-2022

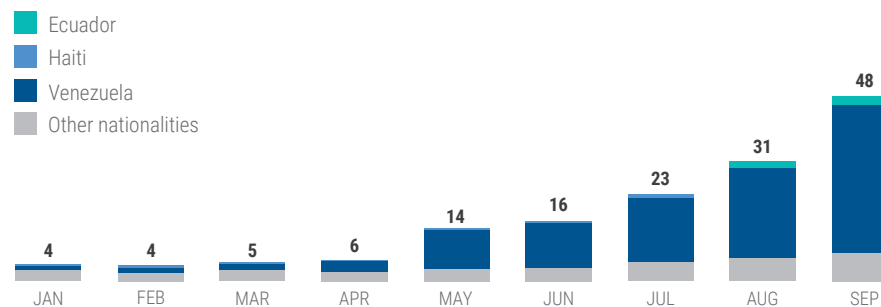
Number of people (in thousand)



Source: SENA FRONT - Panama

### Irregular entries by nationalities | 2022

Number of people (in thousand)



Source: SENA FRONT - Panama



## Mixed Movements Panama – Darien

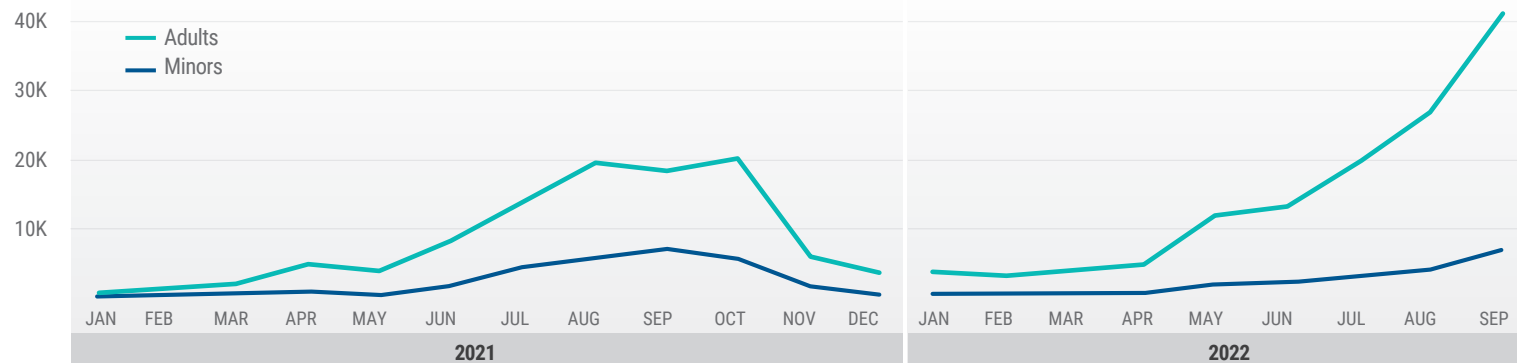
In August and September 2022, UNHCR-WFP's Mixed Movement survey interviewed over 370 refugees and migrants' households. Main findings:

- Average age: 31 years old.
- 68% Men.
- 79% Venezuelans. Of them, approximately half had just left Venezuela while the other half had lived in other countries for at least one year.
- Cubans represented 5% of the interviewed.
- Some 54% travelled only with their national Identity card.
- Close to 100% intended to continue travelling North to reach the United States.
- Some 50% had paid someone to facilitate the them to irregularly cross through the Darien.
- **The two main reasons for leaving their countries of origin were:**
  - 56% Limited access to employment .
  - 12% Threats to their life or their family.

### PROTECTION AND FOOD SECURITY

- 36% said that they or a family member has a situation that requires special attention, of them:
  - 26% are survivors of physical, psychological and/or sexual violence or abuse.
  - 22% has a critical or chronic medical condition and do NOT have access to treatment or medicine.
- 52% had not eaten in 24 hours before reaching the reception centers.
- 44% said they went one whole day without eating in the last seven days.
- 71% said that during the journey they drank water from rivers, lakes and rainwater.
- The main needs for the journey ahead were cash (29%) and food (18%).

**Irregular entries by age  
( 2020-2022)**  
Number of refugees and migrants



Source: SENAFRONT - Panama



## Mixed Movements Colombia – Panama

Through DTM flow monitoring of the Venezuelan refugee and migrant population in the Darién during the period from June 17 to July 15, 2022, 230 refugees and migrants were surveyed:

- 75% Men | 25% Women
- 54% of the total resided in Venezuela in the last 12 months before initiating their journey, 23% in Colombia, 13.5% in Peru, 6.5% in Ecuador, 1.7% in Chile, and 0.4 in Brazil.
- 94.8% stated United States as final intended destination, 2.2% Canada, 1.7% Mexico, 1.3% not defined.
- The main risk identified was suffering physical injuries along the route.
- The respondents identified 23 cases of missing persons.

Source: IOM DTM, [Monitoreo de flujo población venezolana](#), June 2022



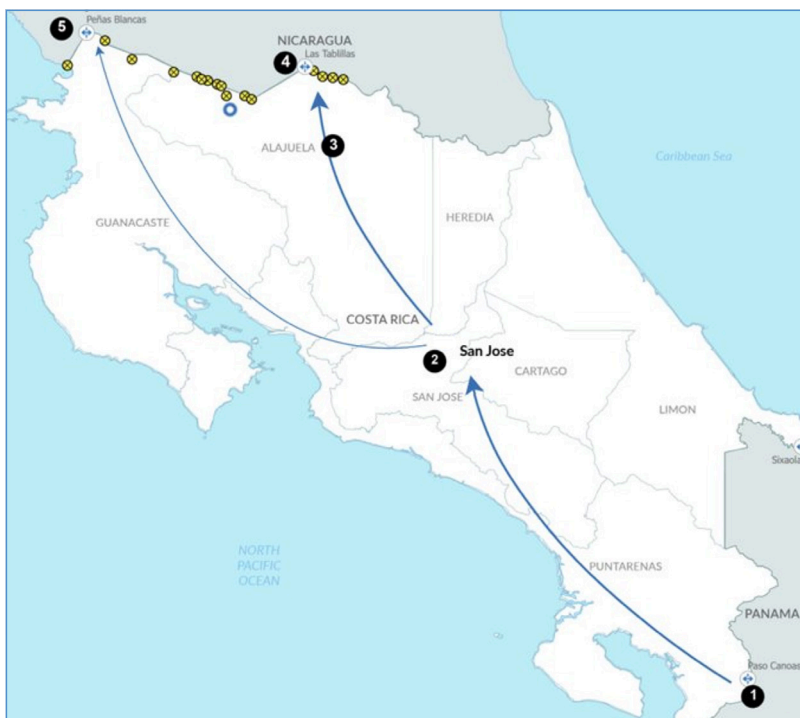
As of July 2022, the Government of Panama continues to maintain the Operation Controlled Flow active, through which it provides humanitarian assistance and mobilizes hundreds of refugees and migrants daily to the Migrant Reception Stations (ERM) in the provinces of Darien and Chiriqui. ([DTM, 2022](#))

According to [R4V Report for January-July 2022](#), more than 71,000 migrants and refugees from diverse nationalities transited irregularly the Colombia-Panama border. Venezuelans represented 63 per cent of the total.

According to information from local authorities, as many as half of refugees and migrants in-transit through the Darien reported being victims of robbery or fraud during their journeys. Many arrive hungry and injured at reception centres in the Darien. ([R4V Situation Report](#)).

The number of refugees and migrants transiting through the Darién on a weekly basis has increased. Figures from the maritime transport companies in Necoclí show a weekly variation of 62% between July and August. In July, an average of 3,700 people left each week, and in August an average of 6,000 people left, representing a growth of 62% ([R4V Necoclí Situation Alert Report, 23 Sept.](#)).

## Mixed Movements Costa Rica (August 2022)



**Note:** This map is for illustration purposes only. The boundaries and names shown, and the designations used on this map do not imply official endorsement or acceptance by the UN.

Most of the people registered in the Darién get their transfer authorized to continue to the border with Costa Rica. Daily buses are departing from Darién to Los Planes de Gualaca, in Chiriquí.

After leaving the reception center in Chiriquí-Panama, people enter Costa Rica mainly irregularly through Paso Canoas. Regular entries do not exceed 20 people per month since the establishment of the visa requirement for Venezuelans in February 2022.

Persons engaged in mixed movements across Costa Rica are estimated to spend only 24/48 hours in the country.

The transfer from the South Zone is done by buses operated by a private company arriving in San Jose, where they remain until they are mobilized northward, to Ciudad Quesada, and after to Los Chiles .

The crossing of persons in mixed movements into Nicaragua is mainly irregular through Las Tablillas or La Trocha.

Main needs among people on the move are mainly shelter, depending on the time they have to remain in Costa Rica to get the 150 dollars to cross to Nicaragua. The main risks reported are robberies and assaults.

People on the move access food in supermarkets and grocery stores. Access to water for consumption is not a problem, but access to sanitation services is limited due to lack of availability.

Source: UNHCR Costa Rica – Key Informant Interviews, 2022.



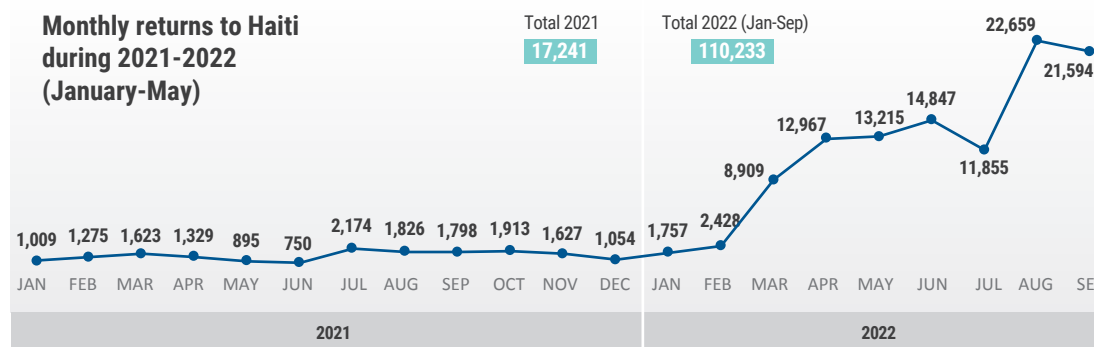
## Mixed Movements Nicaragua - Honduras (September 2022)



*Note: This map is for illustration purposes only. The boundaries and names shown, and the designations used on this map do not imply official endorsement or acceptance by the UN.*

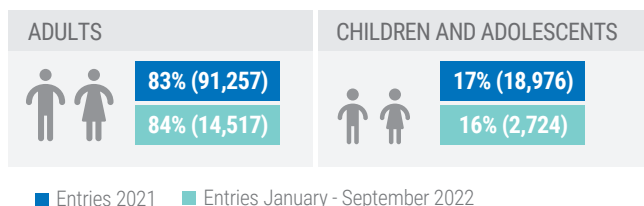
### Trends in 2022

Honduras According to official reports from the National Migration Institute (INM) as of August 30, 2022, there is a continuous increase in irregular transit. In January-August 2022, 88,639 irregular entries were reported, a new record, surpassing 414% of the total registered in 2021 (17,241). Cuban nationality comprised 53% of the total irregular entries, followed by Venezuelan nationality with 27%.

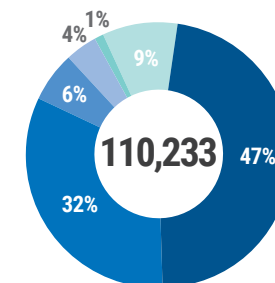


**-4.7**  
month-to-month  
decrease in  
September 2022

### Totals by demographic groups (January-September) 2022



### Main countries of origin of refugees and migrants entering Honduras irregularly January-August 2022



Note: This section utilizes the data of irregular entries recorded in the following locations in the country: CAMI Tegucigalpa, CAMI Choluteca, Danlí, Trojes and CAMI Gracias a Dios

Source: [National Migration Institute \(INM\)](#) of Honduras, 2022



## Mixed Movements Honduras - Guatemala (September 2022)



*Note: This map is for illustration purposes only. The boundaries and names shown, and the designations used on this map do not imply official endorsement or acceptance by the UN.*

### Trends in 2022

In August and September 2022, UNHCR's Mixed Movement survey interviewed more than 450 individuals:

- 72% Male | 28% Female
- Average age: 31
- Nationalities
  - 41% Venezuelan
  - 38% Honduras
  - 6% Nicaragua
  - 5% El Salvador
- 53% are travelling only with their national ID card
- 82% stated United States as final intended destination
- The two main reasons for leaving their country of origin was:
  - 54% Limited access to employment.
  - 17% Threats to their life or their family.

### Protection and Food Security

- 34% suffered a protection incident in Guatemala, out of those:
  - 49% Bribery
  - 36% Theft
- 34% suffered a protection incident before arriving in Guatemala, out of those:
  - 50% Theft
  - 34% Bribery

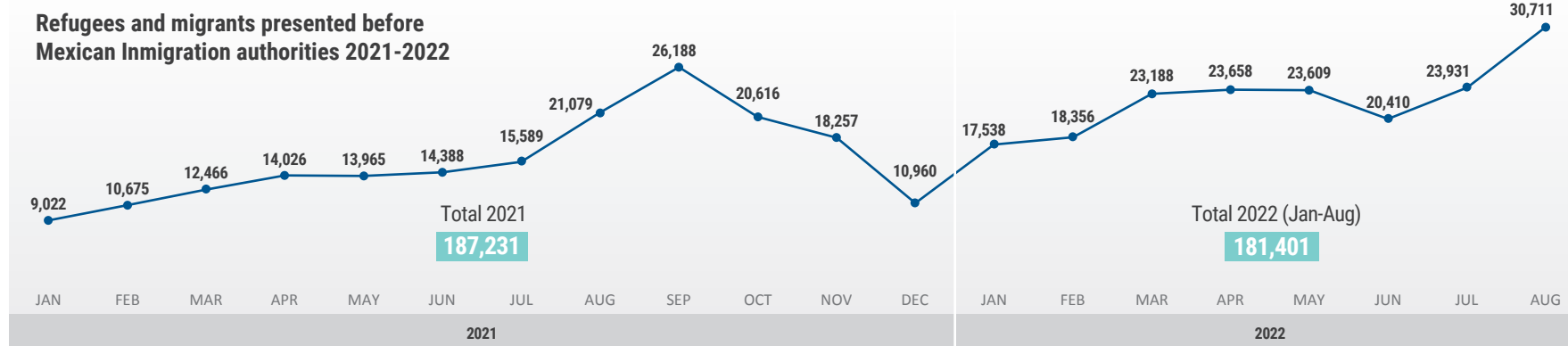
- The two main source of food are:
  - 41% Canteens/places run by charity organizations/ institutions providing free food
  - 37% Food offered by local populations
- 79% felt worried about not having enough food to eat during the last week.
- 47% said that regularly skipped meals or ate less than one needs.
- The main source for water was also local population (47%).
- The two main concerns were:
  - 48% Fear of deportation.
  - 41% Inability to cover food needs.
- The two main needs for the journey ahead were:
  - 75% Cash
  - 51% Food for family

Source: Mixed movement survey UNHCR-WFP, Guatemala, 2022.

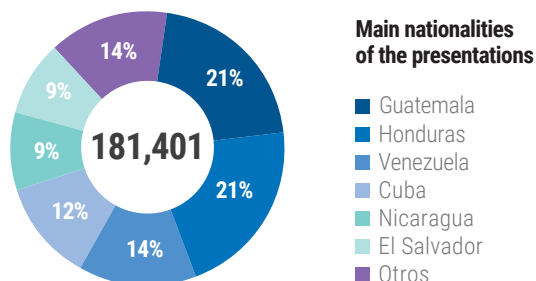


## Mixed Movements

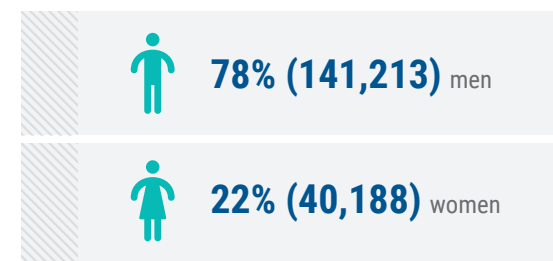
### Refugee & Migrant presence in Mexico (presentations)



**Refugees and migrants presented before Mexican Immigration Authorities by country of origin, January – August 2022**



### Totals by demographic groups:



Source: [Unidad de Política Migratoria, 2022](#)



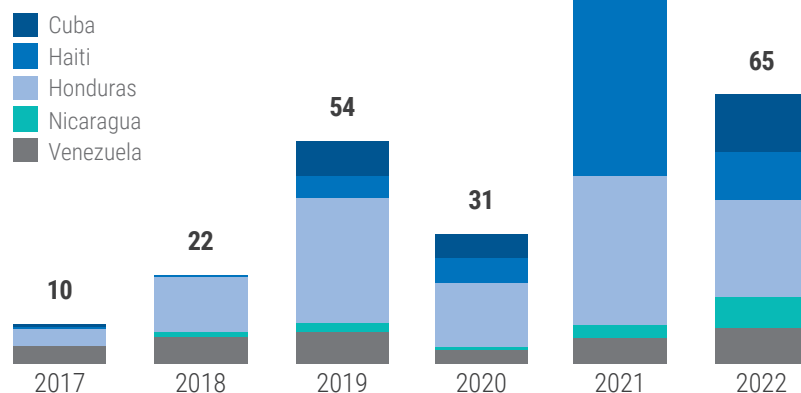
## Asylum trends in Mexico

Asylum applications in Mexico continue to increase. In 2021 most asylum-seekers were Haitian. In 2022 Q1 to Q3 the top nationalities are Honduras, Haiti, Cuba and Venezuela, respectively.

According to 2022 asylum application in Mexico, 86,621 applications were made from January to September, a small decrease of 3% compared to the same period in 2021 (Source: [COMAR, 2022](#)).

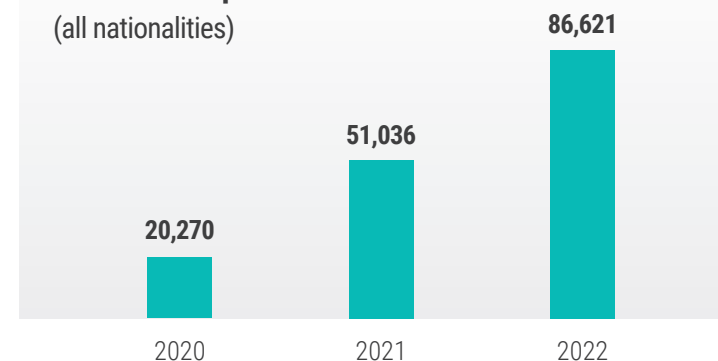
Of the 25,000 asylum-seekers UNHCR interviewed in Tapachula, some 66% have specific protection needs.

**Top 5 Asylum applications in Mexico by country of origin | 2017 - September 2022**  
Number of people (in thousand)



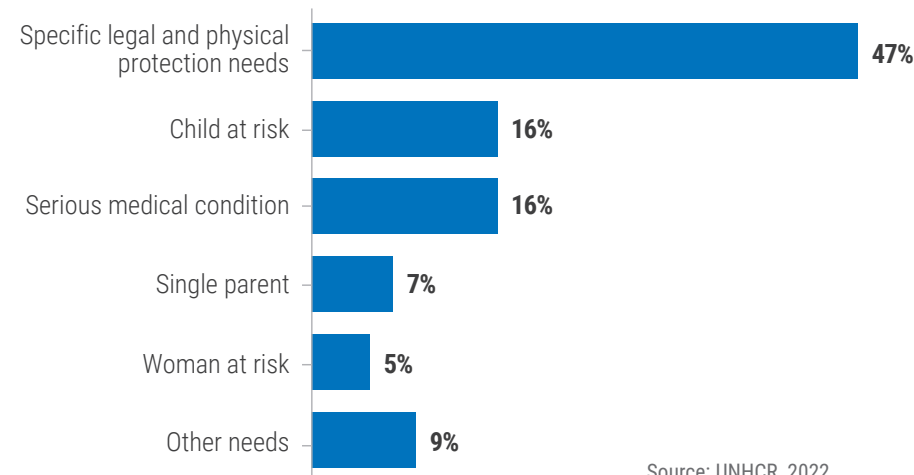
Source: COMAR, 2022

**Asylum applications in Mexico by Jan 2022 - September 2022**  
(all nationalities)



Source: COMAR, 2022

**Mexico: Asylum-seekers with protection needs registered by UNHCR | 2022**  
(percentage)

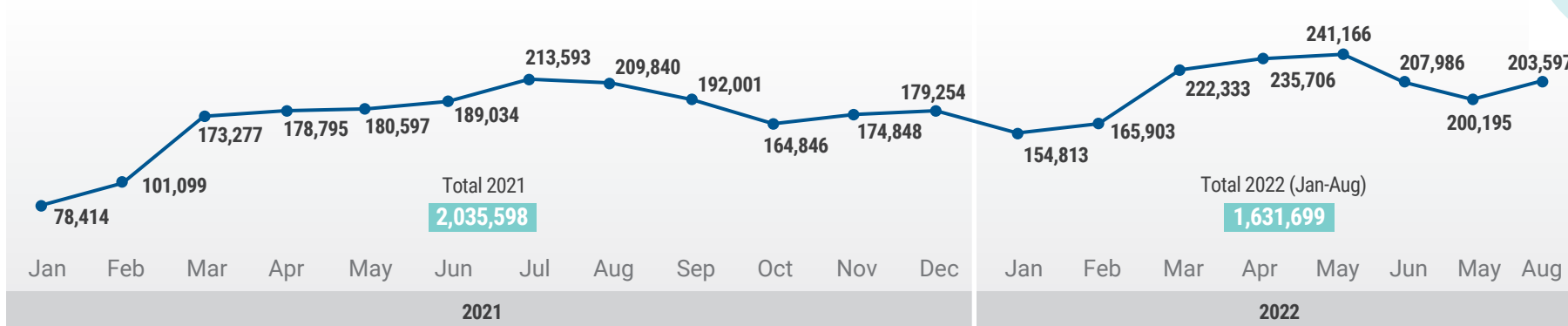


Source: UNHCR, 2022



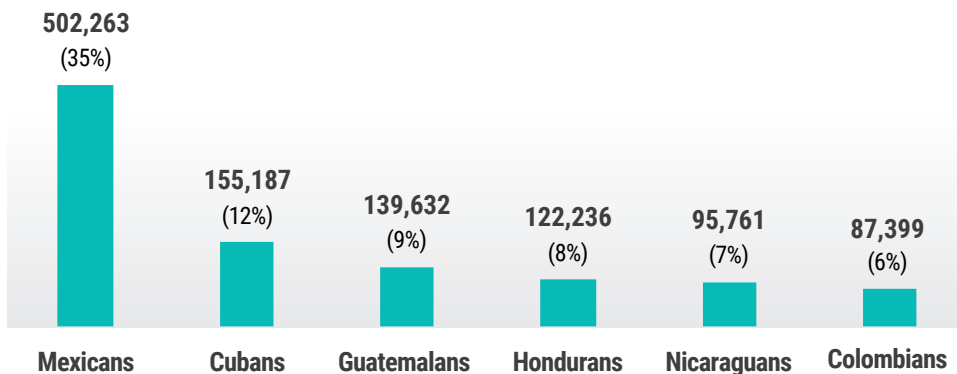
## Land Border Encounters in Southwest in United States

### United States southwest Land Border encounters by month, 2021-2022 (January - August)



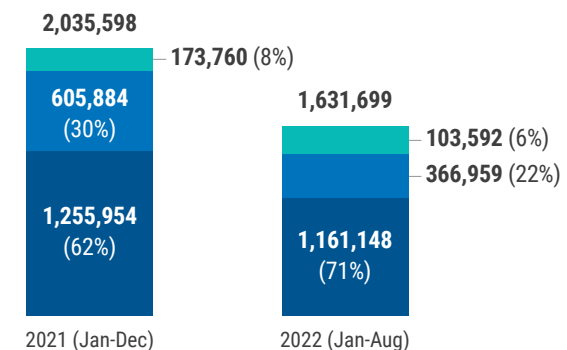
**1.7**  
month-to-month  
increase in  
August 2022

### Main nationalities in United States southwest land border encounters in 2022 (January-August)



### United States southwest land border encounters in 2022 (January-August)

■ Adults travelling alone ■ Family Units ■ Children and Adolescents



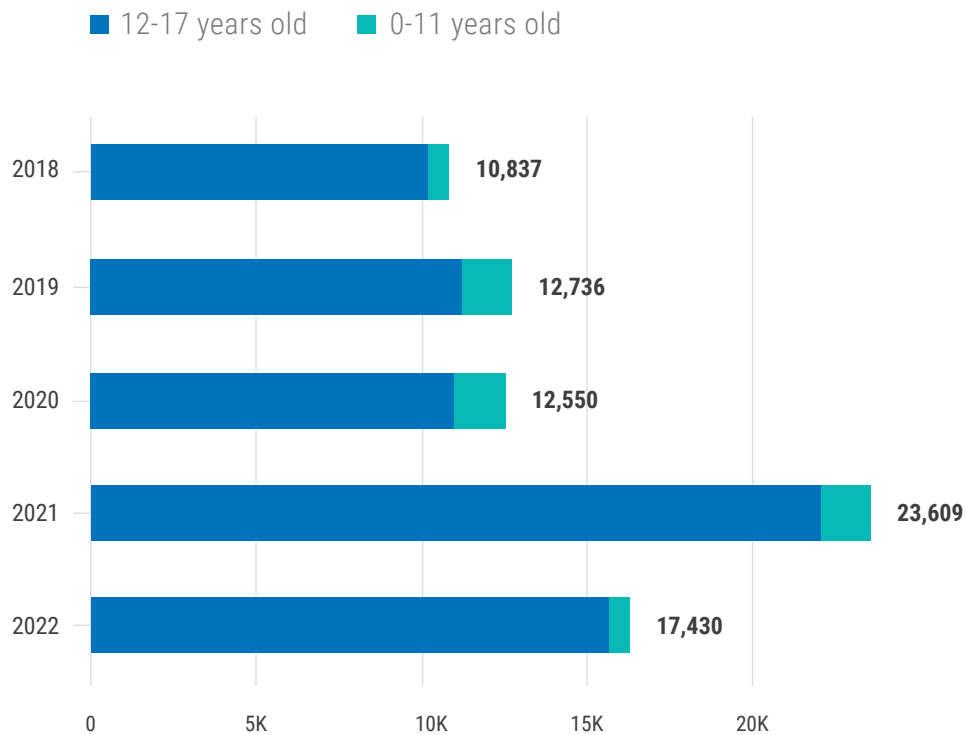
**98%**  
of children and  
adolescent travelled  
unaccompanied  
in both years  
(2021-2022)



## Child returnees for US to Mexico

### Repatriation events of Mexican children from the United States (Jan - Aug 2022)

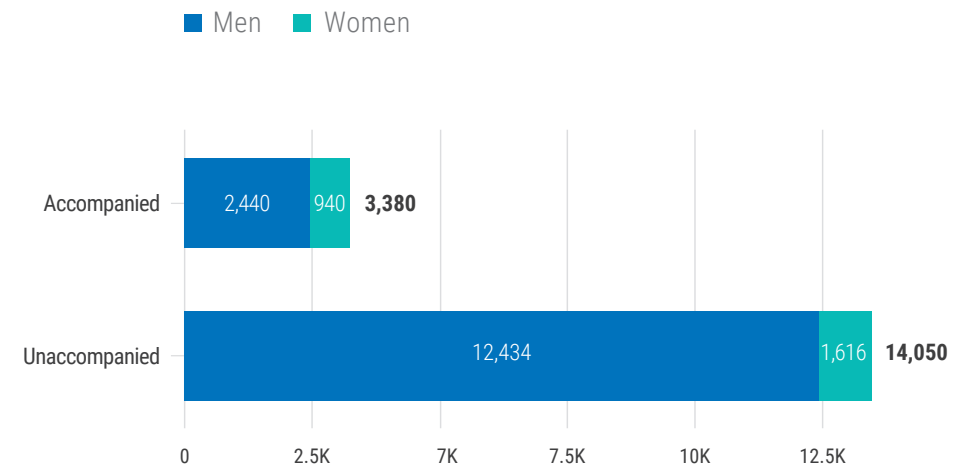
According to age groups (2018 - August 2022)



Source: UPMRIP (2022) Monthly Bulletin of Migratory Statistics 2022

### Repatriation events of Mexican children from the United States (Jan - Aug 2022)

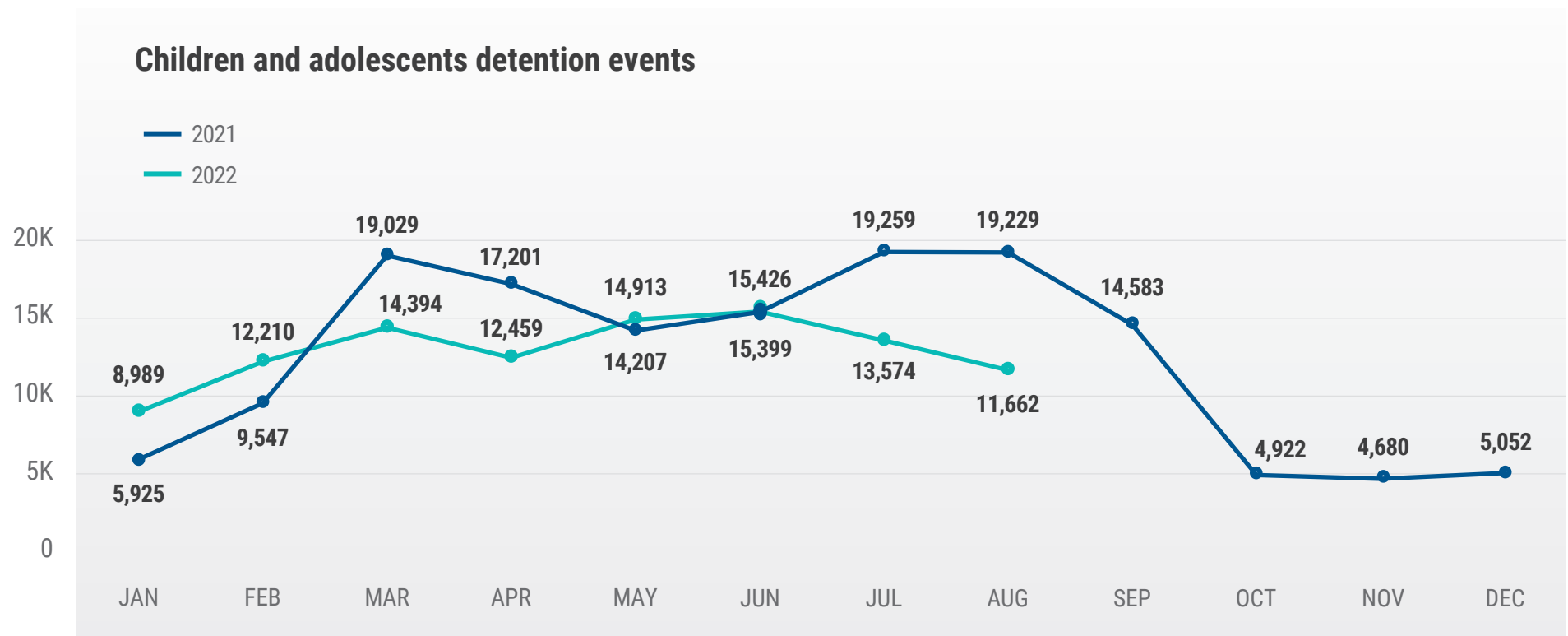
According to sex and accompaniment condition (Jan - Aug 2022)



Source: UPMRIP (2022) Monthly Bulletin of Migratory Statistics 2022



## Children and adolescents detention events in the United States



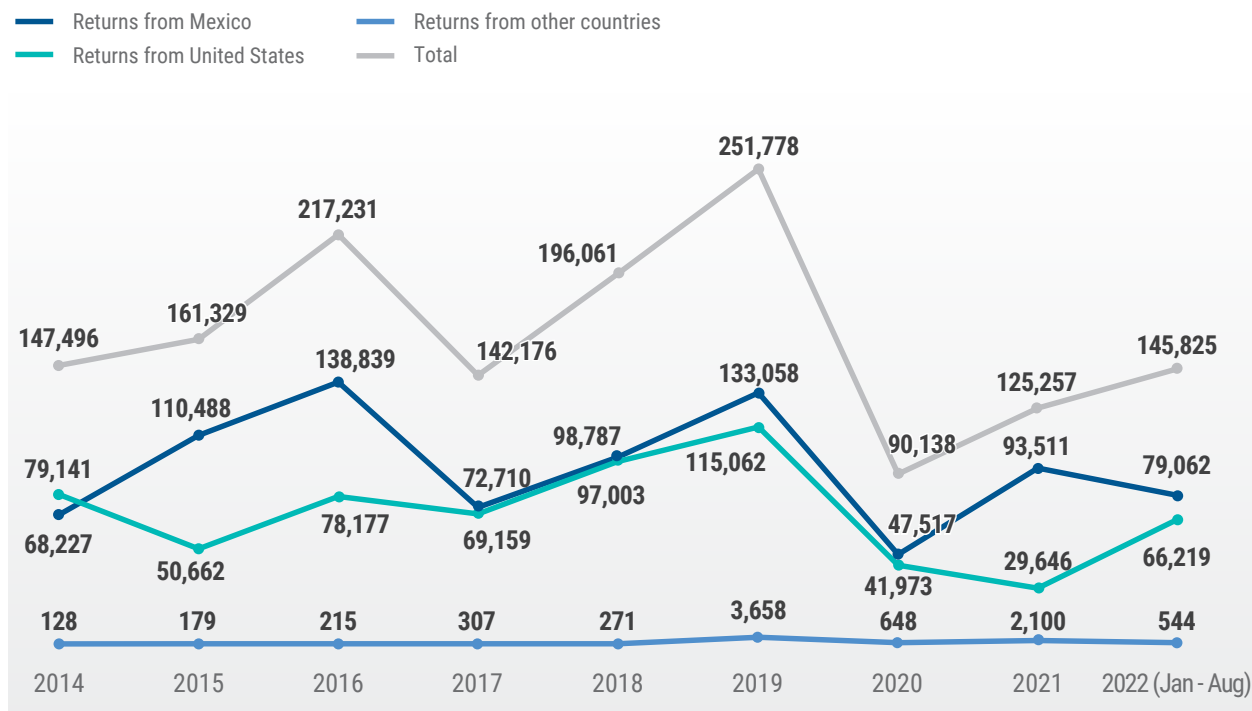
Source: U.S Customs and Border Protection (2022) - Southwest Landborder Encounters



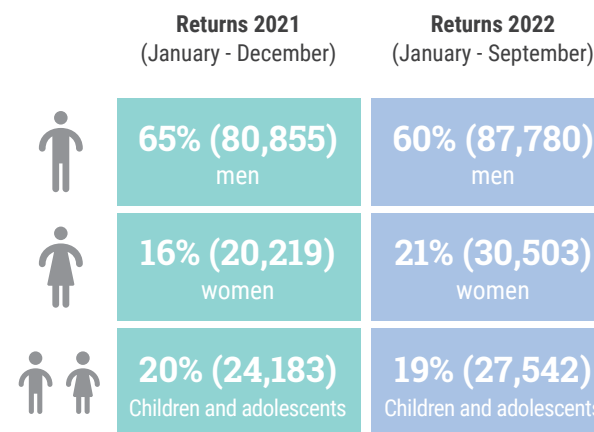
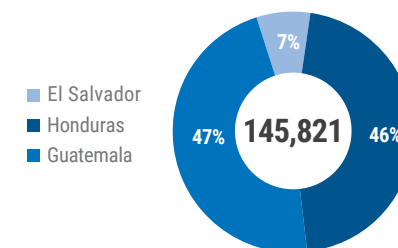
## Returns to Northern Central American countries

### El Salvador, Honduras and Guatemala

Returns by country of origin 2014 - 2022 (Jan - August )



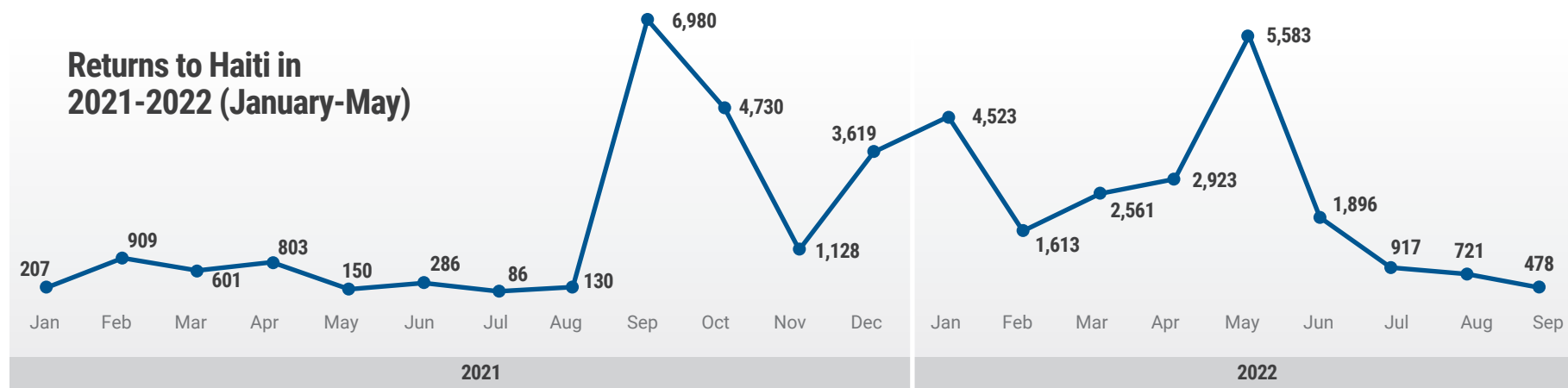
### Returns by destination country 2022 (Jan - Aug)



Source: OIM, Unidad de Información para los países del norte de Centroamérica, Norte de Centroamérica Dashboard, 2022



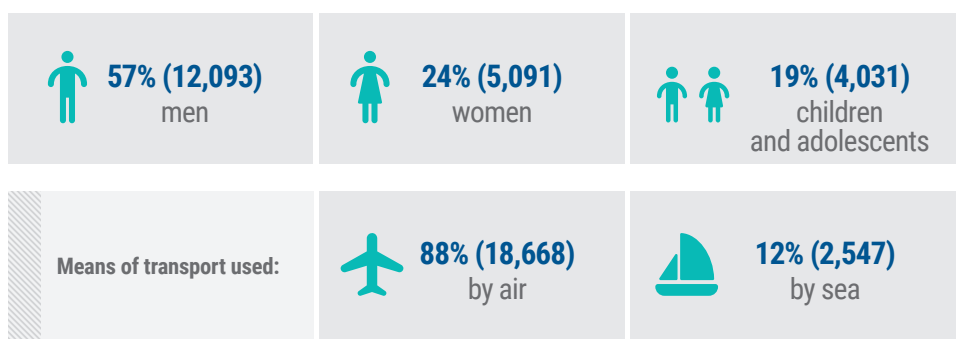
## Returns to Haiti



## Returns by country or territory of origin January-September, 2022

<b>69%</b> (14,706)	United States
<b>14%</b> (2,913)	Cuba
<b>9%</b> (1,995)	The Bahamas
<b>7%</b> (1,555)	Turks and Caicos Island
<b>&lt;1%</b> (46)	From other entities

## From a total of 21,215 returns since January 2022:



Source: IOM Haiti, [Migrant returns and reception assistance in Haiti](#), September 2022





## Risks of movements

### Modern slavery: summary results

Number and prevalence of persons in modern slavery, by region

	FORCED LABOUR <sup>(c)</sup>		FORCED MARRIAGE		MODERN SLAVERY <sup>(d)</sup>	
	No. <sup>(a)</sup>	% <sup>(b)</sup>	No.	%	No.	%
World	27,577	3.5	21,993	2.8	49,570	6.4
Africa	3,819	2.9	3,189	2.4	7,008	5.2
Americas	3,593	3.5	1,496	1.5	5,089	5
Arab States	886	5.3	814	4.8	1,700	10.1
Asia and the Pacific	15,142	3.5	14,207	3.3	29,349	6.8
Europe and Central Asia	4,137	4.4	2,287	2.5	6,424	6.9

Notes: (a) Number is expressed in thousands; (b) "%" denotes cases per 1,000 population; (c) "Total forced labour" comprises privately-imposed forced labour and State-imposed forced labour; and (d) "Total modern slavery" comprises all categories of forced labour and forced marriage.

Vulnerability of migrants can include forced labour, which according to recently published estimates affected 3.6 million persons in the Americas in 2021 and presents a risk in particular in the private sector some 66% have specific protection needs.

Source: ILO, Walk Free and IOM, 2022



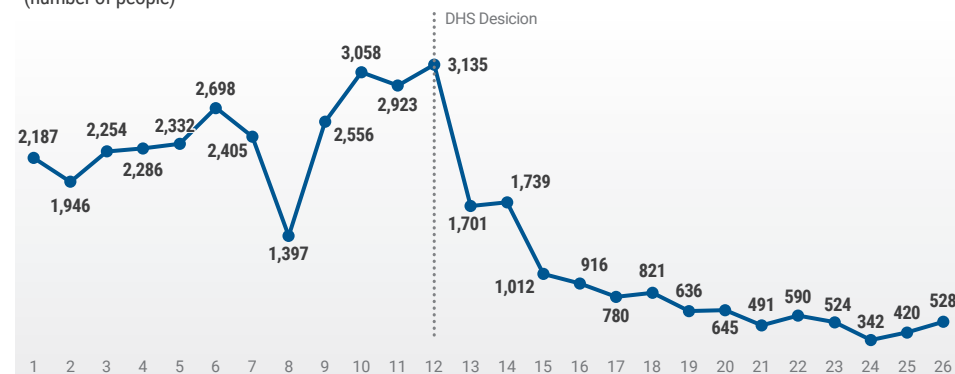
## Mixed Movements - Flash Update

### Impact of US new migration process for Venezuelans

- On 12 October 2022, the **US government announced a New Migration Process for Venezuelans** establishing the expulsion to Mexico of Venezuelans who cross the border irregularly, while instituting a new humanitarian parole program that will allow up to 24,000 eligible Venezuelans to enter the US.
- The US announcement took place as record numbers of person engaged in mixed movements northbound were being reported across the region.
- The situation has affected thousands of Venezuelans who were on route to the US border and now remain stranded in various locations between Panama and the US border with Mexico, weighting their options.
- Following the US announcement, increasing southbound movements are being reported, including Venezuelans heading back to Panama.
- Access to shelter/wash, food and basic medical assistance in border areas continue to be the most serious needs identified by stakeholders in the region.
- Colombia:** Departures from Necoclí towards the Darien dropped immediately after the announcement.
- Panama:** October 2022 recorded the highest number of irregular crossings in the Darien for a single month with 57,304 arrivals registered between 1-27 October, including 40,360 Venezuelans, 7,893 Ecuadorians, 3,024 Haitians, and 558 Cubans.
- A significant decrease in arrivals in the Darien reported following the US announcement. 27 October marked the lowest number of arrivals for the entire month of October, with 477 arrivals. Only 54 of these were Venezuelans.
- Costa Rica:** over 1,600 Venezuelans have requested appointments to formalize asylum claims between 17 and 26 October.
- Available shelters in both Honduras and Guatemala are overstretched, as Venezuelans returning from Mexico seeks support.
- Mexico:** Since the announcement, approximately 5,400 Venezuelan have been returned to Mexico from the US.

#### Colombia: Daily flow from Necoclí to Acandí/Capurganá | October 2022

(number of people)

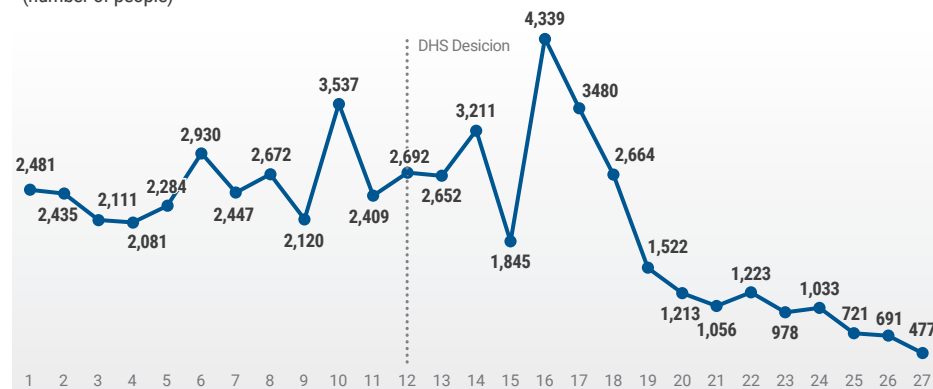


Source: Empresas Transportadoras Marítimas (Oct/2022) - Salida de personas en ruta Necoclí-Acandí (Capurganá).

Note: Cifras de referencia, no constituyen una caracterización de la población.

#### Panama: Irregular entries in Darien | October 2022

(number of people)



Source: SENAFRONT Panama