

Traditionally, the migration dynamics in the Americas are marked by intra and extra-regional patterns. In the case of the Bolivarian Republic of Venezuela, migration processes have experienced evident changes in recent times. Thus, in the past few years the migration flows towards traditional and new destinations have intensified both in the region and the world.

EVOLUTION OF THE VENEZUELAN POPULATION ABROAD

The figures for 2005 and 2010 correspond to estimates by the UN Department of Economic and Social Affairs (UN DESA)¹. The figures for 2015 and 2019 correspond to UN DESA and other official sources. The figure for 2019 is the sum of the last data available from each country.

	2005	2010	2015	2019
WORLDWIDE	437,280	556,641	695,551	4,486,860
SIGNIFICANT DESTINATIONS (see map)	394,209	503,156	638,849	4,378,165
NORTH AMERICA (Canada + USA)	155,140	196,910	273,418	371,919
CENTRAL AMERICA + MEXICO	12,437	21,260	33,065	170,342
CARIBBEAN	24,367	19,629	21,074	88,836
SOUTH AMERICA	54,616	62,240	86,964	3,402,385

CONCENTRATION OF THE VENEZUELAN EMIGRATION

Colombia, Peru, Chile and USA

GROWTH OF FLOWS TOWARD HISTORIC DESTINATIONS

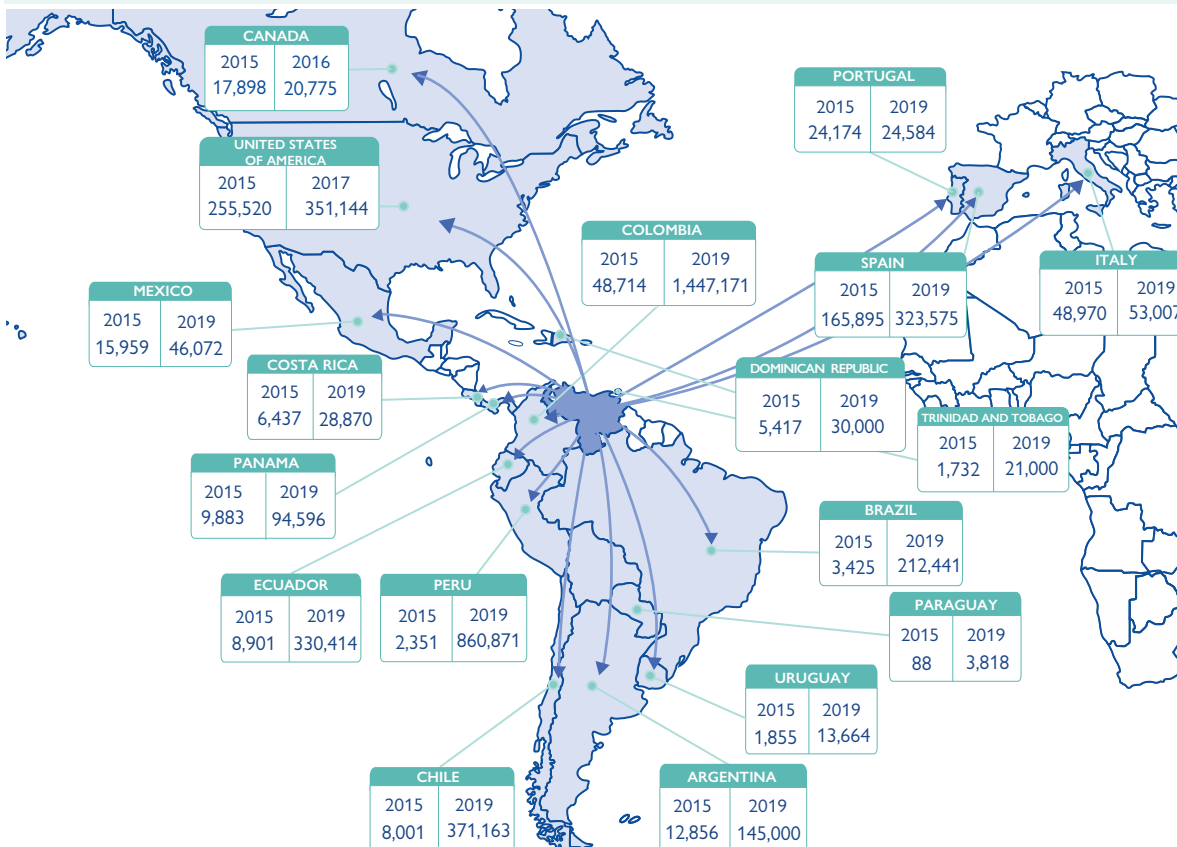
Colombia, USA and Spain

DIVERSIFICATION OF OTHER DESTINATIONS

Panama, Caribbean Islands, Chile, Peru, Brazil among others

ESTIMATES ON OUTSTANDING DESTINATIONS 2015 - 2019

According to updated information based on the official available data (such as population statistics, migration records and estimations), the map shows the approximated stock of Venezuelans in selected countries. Owing to limitations of the sources it is difficult to quantify the irregular migration as well as the population on the move.



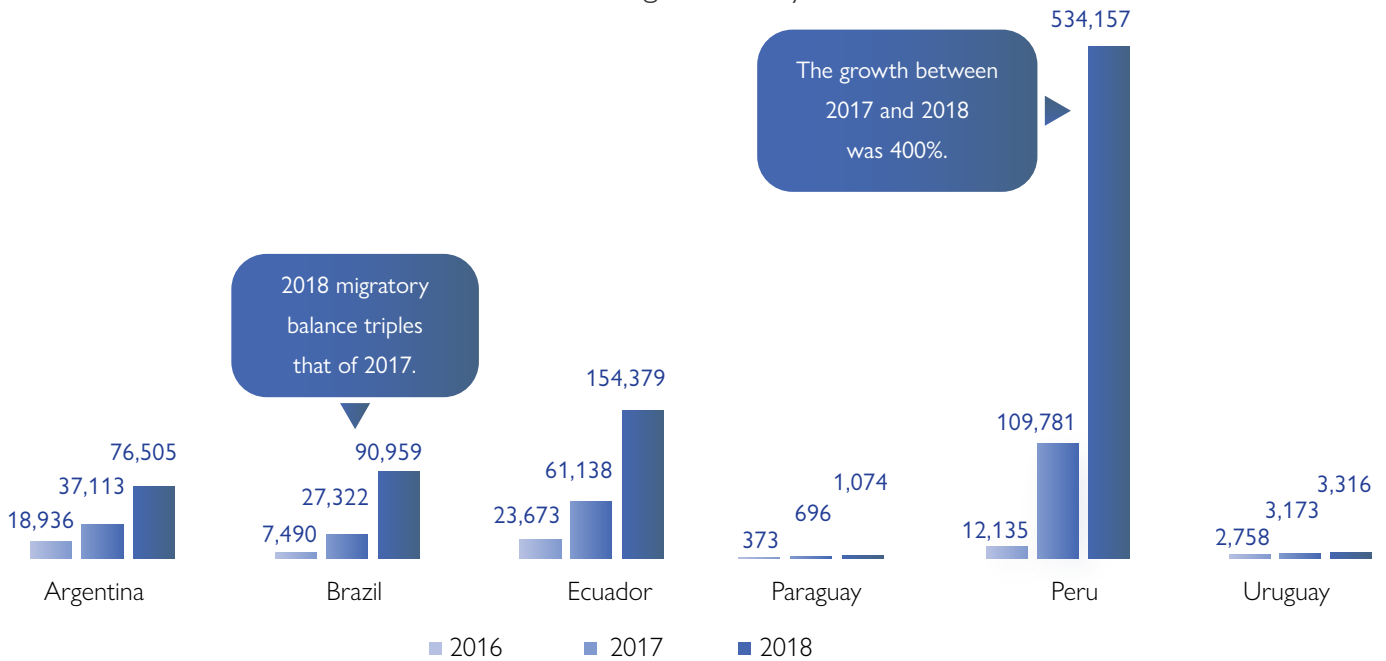
- Argentina:** 2015* and 2019 Foreign Affairs
- Brazil:** 2015 UN DESA and 2019 Federal Police
- Canada:** 2015 UN DESA and 2016 Census Statistics Canada
- Chile:** Chilean Immigration Department Estimate
- Colombia:** UN DESA 2015 and 2019 Migration Colombia
- Costa Rica:** General Directorate of Migration and Foreigners
- Dominican Republic and Trinidad y Tobago:** 2015 UN DESA and 2019 Estimate RMRP
- Ecuador:** 2015 UN DESA and 2019 Min. of Foreign Affairs and Human Mobility
- Italy and Portugal:** UN DESA
- Mexico:** 2015 UN DESA and 2019 Migration National Institute
- Panama:** UN DESA 2015 and 2019 Migration National Service
- Paraguay:** 2012 CNPV and 2019 National Migration Directorate
- Peru:** Superintendence for Migration.
- Spain:** Spanish Continuous Register /National Institute for Statistics
- United States of America:** American Community Survey/US Census Bureau
- Uruguay:** 2015* and 2019 National Migration Directorate

*Own estimation on the basis of National Censuses and permanent residence permits granted.

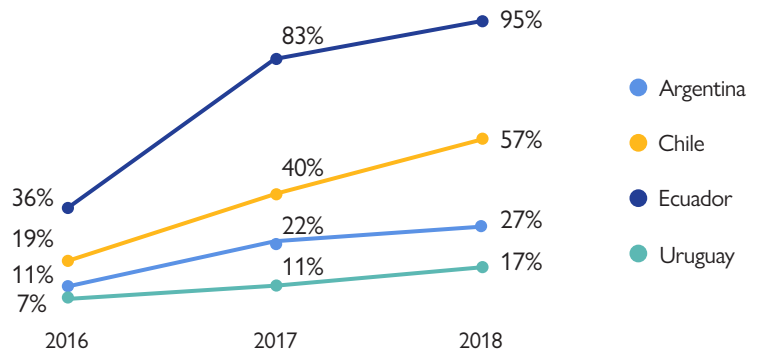
1. United Nations, Department of Economic and Social Affairs. Population Division (2019). International Migrant Stock 2019 (United Nations database, POP/DB/MIG/Stock/Rev.2019).

VENEZUELAN POPULATION FLOWS

In recent years there has been a notable increase in the number of Venezuelan nationals who arrive in Latin American countries, especially in South America, where 77% of the total stock of Venezuelan abroad is concentrated at present. The following graph shows the complete evolution of migratory balances in some South American countries during the last 3 years.

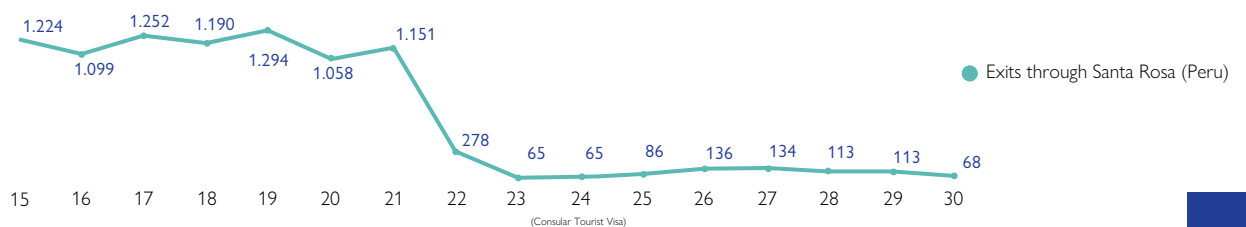


Besides the growth in total number of arrivals, the rise in land entries is noticeable. The graph shows the growth of arrivals by land in three countries of the Southern Cone and Ecuador, where land arrivals represented 95% of the total entries in 2018.



In some cases, the dynamics of movements are affected by governmental decisions:

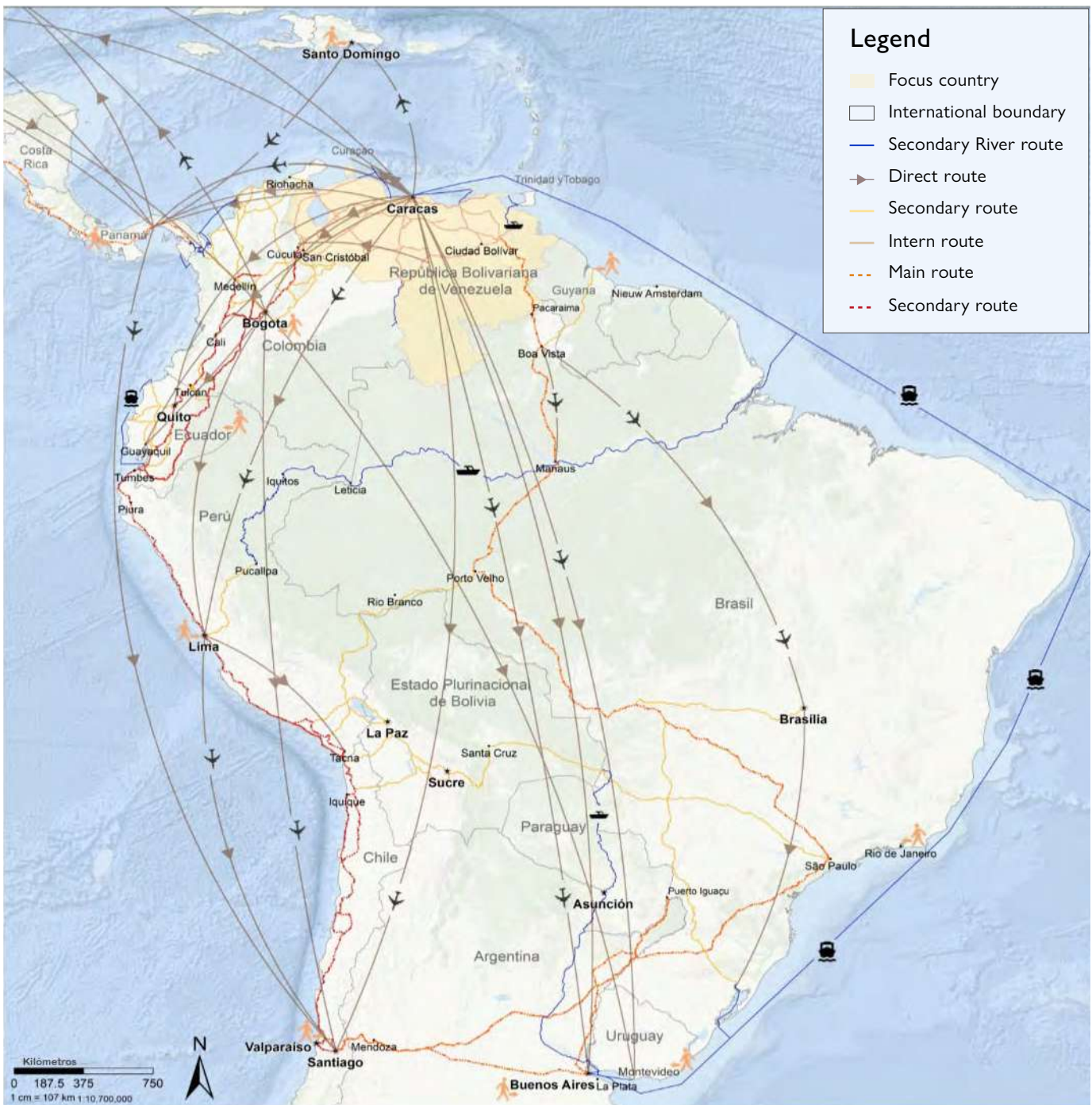
- **Ecuador** requires since August 26 a visa to enter national territory, which produced a decrease in registered arrivals of Venezuelan nationals.
- **Peru** requires since June 15 a visa to enter national territory. The week before it came into force, entries through Tumbes (northern border) rose from 2,500 to 6,200 approximately. By late June, registered exits through that same crossing point did not top 500 in average a day.
- **Chile** requires since June 24 a visa to enter national territory. Below, the evolution of June exits of Venezuelans from Peru to Chile through Santa Rosa, located on the southern Peruvian border.



MIGRATION FLOWS

IOM has utilized components of the Displacement Tracking Matrix (DTM) to grasp and monitor the displacement of population on the move. Based upon specific questions on the Venezuelan State of departure, cities or transit points crossed, transportation means, countries and cities of final destination, the following map has been worked up, showing the outcome of surveys in 9 countries (Argentina, Brazil, Colombia, Costa Rica, Ecuador, Guyana, Mexico, Peru and Uruguay).

MAP OF MIGRATION ROUTES



MIGRATION ROUTES ANDEAN CORRIDOR

The migration routes chosen by the Venezuelans have varied over the last few years. In addition to the air route, the land and sea routes have become increasingly important on account of different factors, such as the short distances between Venezuela and the Caribbean islands (Aruba, Bonaire, Curacao and the Republic of Trinidad and Tobago) which allow the maritime mobility. As regards the land borders where the Venezuelan nationals move, in the case of Brazil the highest number of entries is recorded in the Roraima State (border with Venezuela) via which, between 2017 and July 2019, more than 300,000 Venezuelans entered the Brazilian territory. Thousands of Venezuelans cross several South American countries on foot, generating the phenomena known as 'caminantes' (walkers). These migrants and refugees need specific attention due to the extremely difficult conditions and numerous challenges they face during their journey. The groups of Venezuelan refugees and migrants include pregnant women, female heads of family, girls, boys and unaccompanied adolescents, elderly and disabled as well as people with severe health problems. The indigenous populations have been identified as one of the most vulnerable groups among the Venezuelan migrants and refugees. On the other hand, the so-called 'Andean Corridor' continues to be the most dynamic pathway in the region, showing a very sharp increase in movements between 2017 al 2018.

ANDEAN CORRIDOR

It includes a total of 5 main international crossing points



1) Simón Bolívar-Villa del Rosario International Bridge



2) Rumichaca International Bridge



3) Huaquillas – Tumbes Binational Border Service Center



4) Santa Rosa-Chacalluta Border Checkpoint



5) Cristo Redentor System



MIGRATION ROUTES ANDEAN CORRIDOR

In the **Andean Corridor**, the commonly utilized route starts in the Simon Bolivar-Villa del Rosario International Bridge between Colombia and Venezuela, linking the localities of Villa del Rosario and San Antonio de Táchira, respectively. Later, through different routes and transportation means, the Venezuelan refugees and migrants continue to the Rumichaca International Bridge which connects the cities of Ipiales and Tulcán, in Colombia and Ecuador. Then they cross Ecuador into Peru through the Huaquillas – Tumbes crossing point, and enter Chile through the Santa Rosa - Chacalluta border checkpoint. Finally, the fifth international crossing connects Chile with Argentina through the Cristo Redentor System checkpoint.



Simon Bolivar-Villa del Rosario International Bridge

During **2017**, **796,000** Venezuelans entered Colombia, of whom nearly **52%** (421,000) crossed the Simon Bolivar Bridge. On the other hand, in the year **2018** the total entries rose to **1,360,000**, of which **58%** (795,000) made their way across the above international bridge. Between the months of January and August 2019, more than **780,000** Venezuelans immigrated in Colombia with their passports, of whom over **52%** (401,128) through the Simón Bolívar International Bridge. These official figures (Migration Colombia) only include citizens who immigrated with their passports

Rumichaca International Bridge

In **2017**, the Venezuelan citizens who crossed into Ecuador at the Rumichaca International Bridge totaled **228,000**, whereas in **2018** the figure climbed to **800,000**, representing an increase of **250%**. Between 1st January and 31 August 2019, Venezuelans who entered Ecuador at Rumichaca amounted to **398,341**, that is **80%** of the total Venezuelan entries in Ecuador through all the official border crossings in the same period. DTM developed in Ecuador on June 2019 showed, 43.5% of the Venezuelans surveyed in the northern border (Rumichaca) had Peru as their final destination; 45.5% headed to Ecuador and 9.1% to Chile. Also 46.5% of the surveyed migrants said they were traveling alone, 41% accompanied by their family and a 12% by a non-family group.



MIGRATION ROUTES ANDEAN CORRIDOR



Huaquillas – Tumbes Binational Border Service Center

In 2017, over 155,000 Venezuelans crossed the Huaquillas-Tumbes border checkpoint entering Peru from Ecuador. In 2018, the total was 695,000, which represents a 348% increase. From 1st January to 31 August 2019, roughly 270,000 Venezuelans crossed at this border, which represents 75% of the total Venezuelan exits from the Ecuadorian territory. According to the DTM carried out in Ecuador on June 2019, most migrants surveyed in southern border with Peru, said they wanted to settle in Peru (76.7%), 23.3% intended to arrive in Chile. 48% of all were traveling with a non-family group. 42% was traveling alone, of which 70% were male and 30% female.

Santa Rosa - Chacalluta Border Checkpoint

At the fourth international crossing point -Santa Rosa – Chacalluta- the departure of 61,000 Venezuelans from Peru to Chile was recorded in 2017. In 2018, the total reached 138,000, which means a 125% increase. From January to August entries reached over 103,000, representing 48.5% of all national entries of Venezuelans for the same period. On the basis of the DTM of Peru, conducted on July 2019, 99.4% of the Venezuelans surveyed at the Chacalluta crossing point headed to Chile. Moreover, 64.6% were traveling with family members and 31.2% solo (31% female and 68.9% male).



Cristo Redentor System

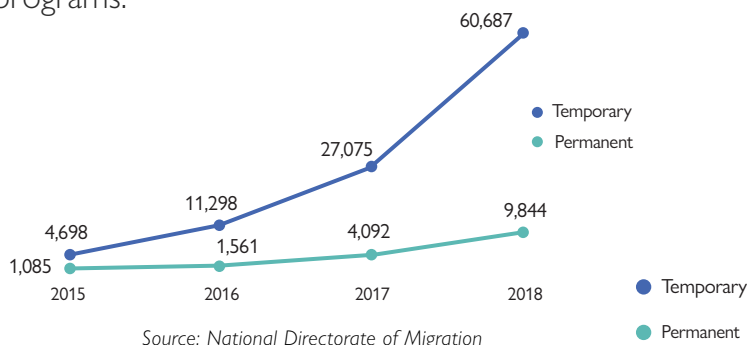
The fifth and last international crossing point of the Andean Corridor is the Cristo Redentor System connecting Chile with Argentina. In 2017, 5,300 Venezuelans crossed it into Argentina and in 2018 the total was 12,000, equivalent to a 125% rise. Between January and August 2019, over 6,000 entries to Argentina were registered at this crossing point. In accordance with data collected by the DTM in Argentina, between October and November 2018 86% of entries through the Cristo Redentor System had Argentina as final destination, 11% Uruguay and 3% Chile. To this question of the survey, 67% answered they were traveling alone, 25% with their family and the remaining 8% with a non-family group.

MIGRATORY REGULARIZATION

The governments of the region apply both ordinary and extraordinary mechanisms to regularize the Venezuelan population that has settled in their territories. This represents a step towards the effective socio-economic integration of this population. Since 2015, the main destination countries in South America have granted almost **1,900,000 temporary and permanent residence permits**.

ARGENTINA

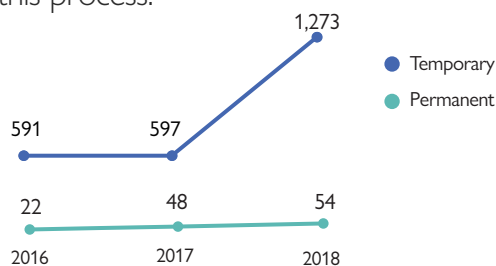
Apart from the residence permits offered under ordinary criteria (work, family reunification, etc.), Argentina has been granting the Agreement on Residence for Nationals of the States Parties and Associated States of MERCOSUR since 2009. As from 29th January 2019, by Disposition 520/2019 of the National Directorate of Migration, the entry and stay requirements were made more flexible, also encouraging the socio-economic integration through specific programs.



Between January and August 2019 48,585 permits were granted: 12,448 permanents and 36,137 temporaries. Thus, since the year 2015 to August 2019 168,926 residence permits have been granted: 83% temporary and 17% permanent.

BOLIVIA

In October 2018 Bolivia launched a comprehensive regularization process authorizing a two-year temporary residence to foreigners of all nationalities who can prove a stay of at least 6 months in the country. Until March 2019, 400 foreigners, of whom 71 were Venezuelans, benefited from this process.



Source: National Directorate of Migration

Between January and February 2019, 161 temporary and 9 permits permanent were granted, accumulating a 2,755 total since 2016.

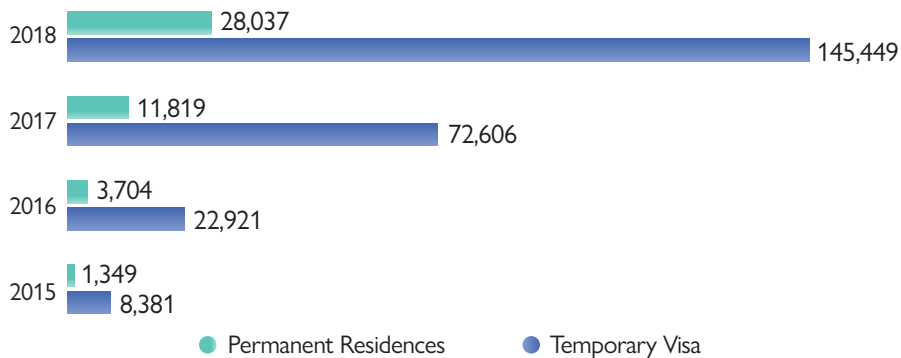
BRAZIL

Within the framework of the new Migration Law of 2017, the Inter-ministerial Decree N°9 (passed in March 2018) grants two-year temporary residence to citizens from border countries which are not party to the MERCOSUR Residence Agreement. It also offers the possibility of conversion to permanent stay as well as an exemption for migrants who cannot afford the procedure fees. This measure replaces Normative Resolution N°126 set up by the National Immigration Council in March 2017, which granted temporary residence (for one year). As for August 2019, Brazil authorized **97,199** active residences for Venezuelan citizens. Among all of registered residencies, 11% of Venezuelans were born in Caracas, 10% in Maturin and 6% in San Félix.

MIGRATION REGULARIZATION

CHILE

Since 2015, approximately 300,000 residence permits have been granted. The Temporary Visas are divided into 3 categories: subject to work contract, study or temporary. Since April 2018, Chile offers the Democratic Responsibility Visa valid for one year and renewable for other 12 months. The Visa must be requested at any Chilean Consular office. Until August 2019, **46,424**.



Source: Department of Foreign Affairs and Migration

In April 2018 an Extraordinary Regularization Program was launched. The total of Venezuelan applicants was 31,682.

COLOMBIA

In July 2017 a Special Stay Permit (PEP) was implemented to regularize Venezuelan citizens in the national territory. PEP validity is 90 days automatically renewable up to a total period of 2 years. Four more implementation phases were added later. The fifth phase was addressed to ex members of Police Department and Army Forces. On June 4th a renewal process kicked off for those PEP granted on 2017 and by August almost half of those were renewed.

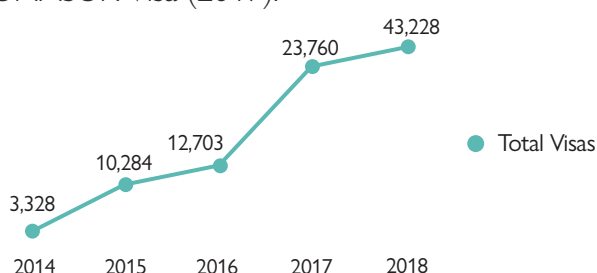
Phase	Period	Number
PEP I	8/3 to 10/31/2017	68,884
PEP II	2/6 to 6/7/2018	112,662
PEP III	8/2 to 12/21/2018	281,792
PEP IV	12/27 to 4/27/2019	133,611
PEP V	5/24 to 6/27/2019	793

Source: Migration Colombia

- As August 12 **597,742** Venezuelans were PEP holders.
- PEPs were mostly processed in the Departments of Bogota (28%), Antioquia (12%), Norte de Santander (9%) and Atlantico (8%).

ECUADOR

Besides the residence permits granted under overall criteria (work, professional, student, etc.), through two specific instruments can be applied to Venezuelan nationals: Ecuador-Venezuela Migration Statute (2011) and UNASUR Visa (2017).



Source: Ministry of Foreign Affairs and Human Mobility

Between January and May 2019 nearly 14,000 stay permits – under all categories- were authorized. Ecuador approved a migratory regularization process for Venezuelans who had entered regularly before July 25 or those who had exceeded the regular stay by July 25.

MIGRATION REGULARIZATION

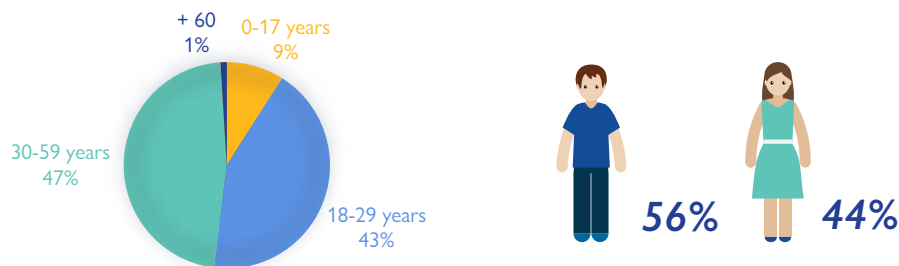
PARAGUAY

In February 2019, Paraguay launched the Protocol on Migration Facilitation for Venezuelan Migrants, a relaxation mechanism on the requirements for temporary settlement of Venezuelan nationals in vulnerable situation. The Protocol exempts this migrant category from the requirement of certificate on Venezuelan documents (birth and police certificates, etc.) and accepts the ID card if the passport has expired. In the case of underage persons who do not have the required documents, the birth certificate is accepted, together with the passport application or proof of the ID card in process. Between January and August 399 permits were granted, adding up **1,061** since 2015..

PERU

In January 2017, a specific normative was approved establishing a Temporary Stay Permit (PTP) for Venezuelan nationals who had entered Peru before February 2017. Then, the time limit was extended to 31st December 2018. In July 2018, it was modified to 31st October 2018. Moreover, the PTP could only be requested before 31st December. As for August 2019, **393,669** PTPs were granted and nearly **19,000** were pending processing. In addition, almost over **59,000** Venezuelans had been granted the Special Immigration Status, which is obtained on expiration of the PTP, and over **14,000** other migration status.

PTPs granted

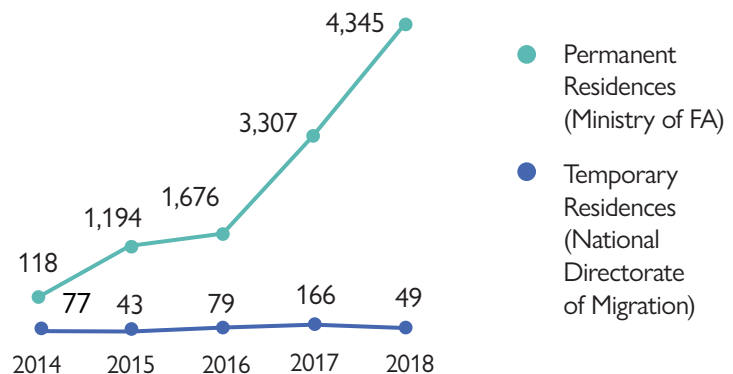


Source: National Superintendence for Migration

URUGUAY

Uruguay offers temporary or permanent residence to Venezuelans through the application of the MERCOSUR Residence Agreement. Since 2014, pursuant to the Law 19.254, the Ministry of Foreign Affairs may directly grant residence permits to MERCOSUR nationals. At present, the Ministry of Interior by the National Directorate of Migration continues to grant temporary residence permit

Between January and July 2019, the Ministry of Foreign Affairs and NDM have granted 2,171 residence permits, accumulating 13,225 permits to Venezuelans since 2014.



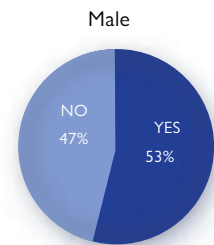
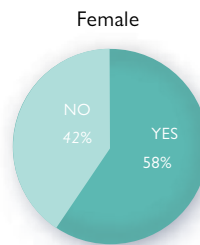
Source: Ministry of Foreign Affairs and National Directorate of Migration

DISPLACEMENT TRACKING MATRIX (DTM)

ANALYSIS: Surveys to Monitor the Flows of Venezuelan nationals in South America: Colombia, Ecuador and Peru 2018 (N° 4)

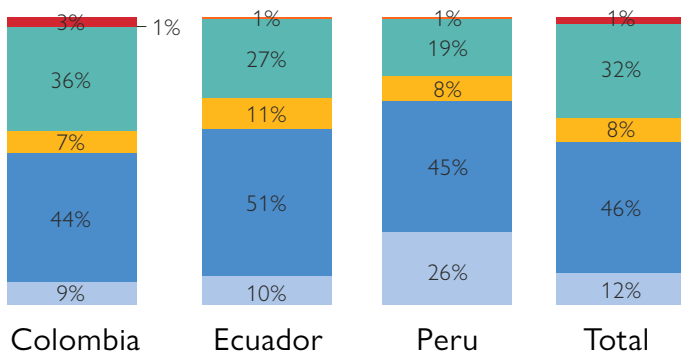
Between August and December 2018, IOM conducted DTM rounds in Colombia, Ecuador and Peru focusing on internal transit places, border crossings and settlements of Venezuelan nationals. The analysis of results covered a total of 14,349 Venezuelan nationals over the age of 18: in Colombia 9,550; Ecuador 2,657; Peru 2,142 were interviewed. They were asked if the country where they were surveyed was their final destination, 58% of women and 42% of men answered they wanted to stay in such country, which means that almost half of all respondents would continue their journey towards other countries.

Final destination country matches country of survey



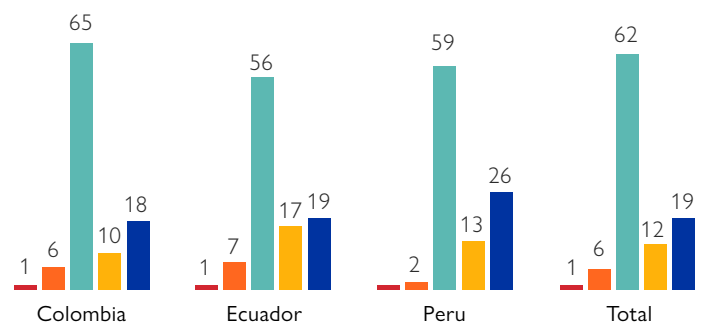
Employment status in Venezuela

For employment status in Venezuela, the highest percentage of unemployed persons was registered in Peru with 26%, and for respondents in Colombia, it was 9%. Overall average shows 32% were self-employed workers.



Education level

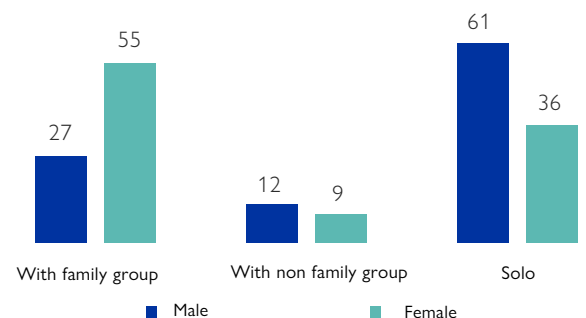
In terms of the highest level of education reached, 18% interviewees in Colombia had completed university. Also, the highest value for complete secondary education -65%- was registered in Colombia as well. In an overall average, 62% had concluded secondary level and only 1% had not completed any.



Unemployed Employee Student Self Employed Retired Others

None Primary Secondary Post-secondary Technician Employee

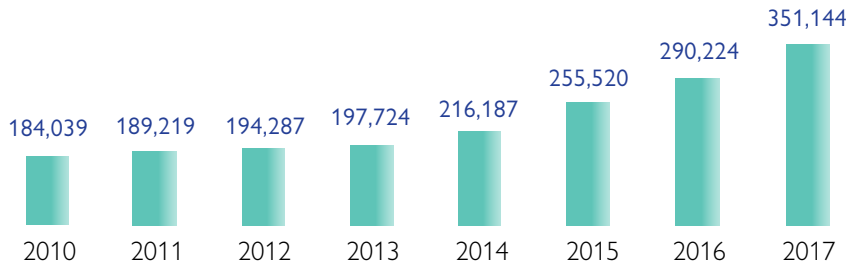
In terms of travel group by sex, the majority of males (61%) traveled alone, while females only 36%. Also, 55% of female respondents reported they traveled with their family group and 9% indicated traveling with a non-family group.



KEY DESTINATIONS IN THE NORTHERN HEMISPHERE

UNITED STATES OF AMERICA

In USA, the Venezuelan population shows a sustained growth in last years

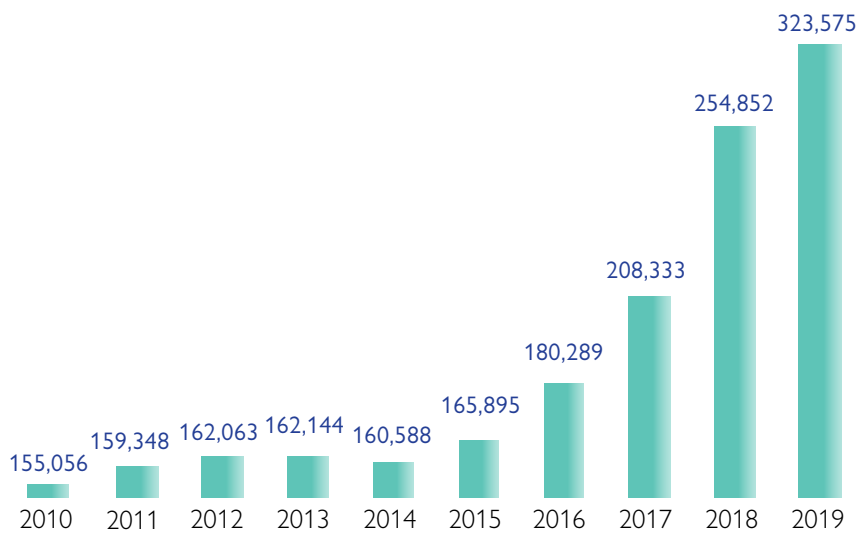


Source: American Community Survey/US Census Bureau.

The Venezuelan population rose 13% between 2015 and 2016 whereas the last inter-annual variation (2016 to 2017) experienced a 17% increase.

SPAIN

In Europe, Spain is the main destination of the Venezuelan emigration. The stock of migrants born in Venezuela has increased in last years and is one of the most dynamic among the South American population in the country.



Source: Spanish Continuous Register /National Institute for Statistics

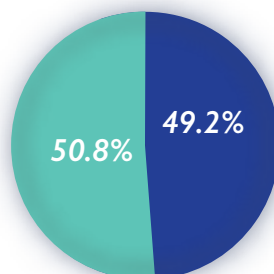
Up to January 1 2019, about 323 thousand people born in Venezuela were registered in Spain. Women (176,154) outnumbered men (147,421) and almost 50% (159,333) also had Spanish nationality, a situation linked to the previous Spanish emigration to Venezuela.



45.6%



54.4%



- Spanish citizenship
- Venezuelan citizenship



This publication is part of a theme serie of reports on migrations made by Migration Analysis Unit of the IOM Regional Office for South America.

South America Regional Office
www.robuenosaires.iom.int



OIMSuramerica



@OIMSuramerica