

Traditionally, the migration dynamic in the Americas is marked by intra- and extra-regional patterns. In recent years, the Bolivarian Republic of Venezuela has seen changes in its migration processes. Thus, in recent times, there has been an intensification of flows towards traditional destinations as well as new destinations in the region and the world.

EVOLUTION OF THE VENEZUELAN POPULATION ABROAD

The 2005 and 2010 figures stem from the United Nations Department of Economic and Social Affairs (UN DESA)¹. The 2015 and 2017/2018 figures are derived from UN DESA and other official sources.* The 2017/2018 figures accumulates official data available in every country.

	2005	2010	2015	2017/18
WORLDWIDE	437,280	556,641	695,551	2,648,509
SIGNIFICANT DESTINATIONS (see map)	394,209	503,156	638,849	2,588,683
NORTH AMERICA (Canada + USA)	155,140	196,910	273,418	310,999
CENTRAL AMERICA + MEXICO	12,437	21,260	33,065	118,266
CARIBBEAN	24,367	19,629	21,074	42,950
SOUTH AMERICA	54,616	62,240	86,964	1,848,581

CONCENTRATION OF VENEZUELAN EMIGRATION

Colombia, United States of America and Spain

GROWTH OF FLOWS TOWARDS HISTORIC DESTINATIONS

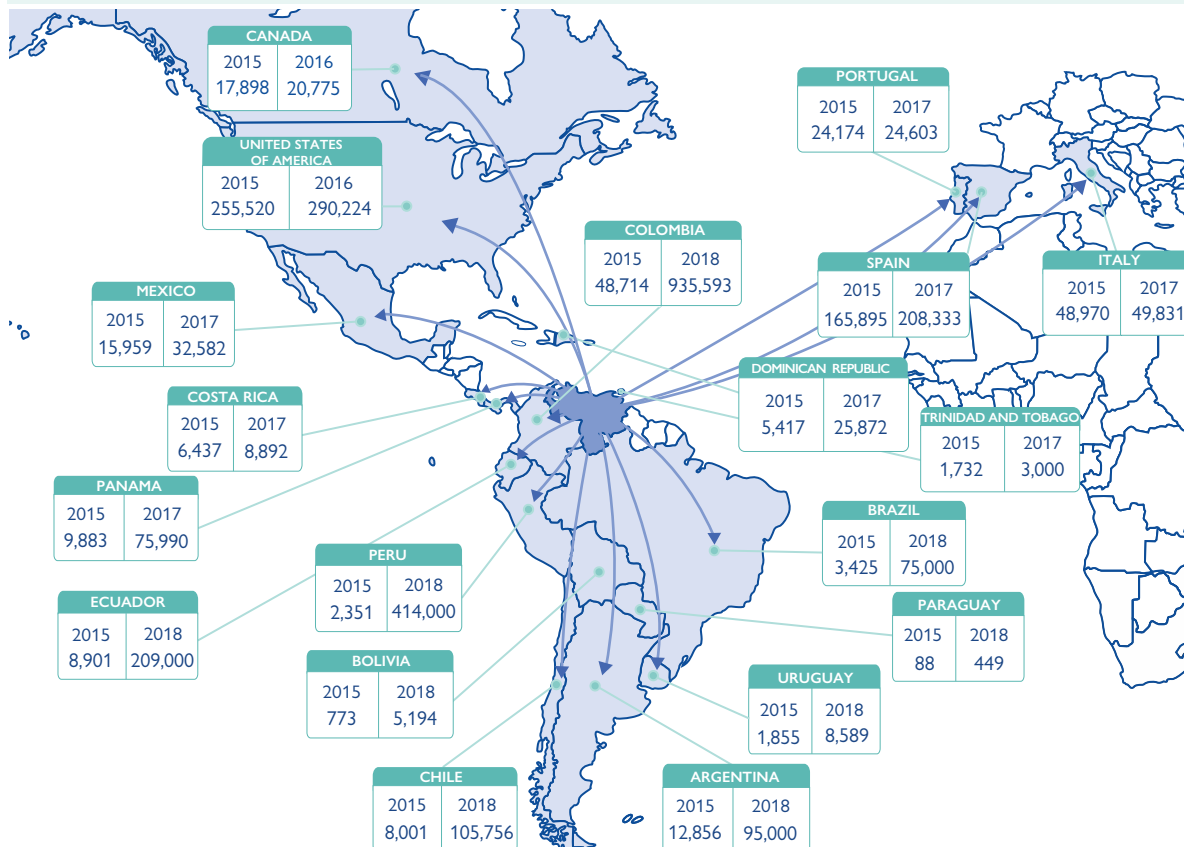
United States of America, Spain

DIVERSIFICATION TOWARDS OTHER DESTINATIONS

Panama, Caribbean Islands, Argentina, Chile, Peru, among others

ESTIMATE ON SIGNIFICANT DESTINATIONS 2015 – 2017/2018*

According to updated information based on official available sources (such as population statistics, migration records and estimates), the map shows the approximate Venezuelan migrant stock in selected countries. Likewise, due to the limited sources, it is difficult to quantify irregular migration as well as population in transit.



United States of America:

American Community Survey/US Census Bureau

Canada:

ONU DAES 2015 y Census 2016 Statistics Canada²

Spain:

Spanish Continuous Register /National Institute for Statistics

Italy, Portugal:

UN DESA 2015 and 2017

Trinidad and Tobago:

UN DESA 2015 and 2017 Migration Department

Mexico:

UN DESA 2015 and 2017***

Panama:

UN DESA 2015 and National Migration Service 2017³

Costa Rica:

General Directorate of Migration and Foreigners

Colombia:

UN DESA 2015 and 2018 Migration Colombia⁴

Brazil:

UN DESA 2015 and 2018 Ministry of Justice

Ecuador:

UN DESA 2015 and 2018⁵

Peru:

2015 and 2018 National Superintendence for Migration⁶.

Chile:

2015 Chilean Immigration Department and 2017***⁷

Argentina:

2015**⁸ and 2018 Foreign Affairs⁹.

Uruguay:

2015** and 2017***

Dominican Republic:

UN DESA 2015 and ENI 2017¹¹

Paraguay:

CNPV 2012¹² and 2018***

Bolivia:

UN DESA 2015 and General Directorate of Migration

**Estimates calculated by the authors based on the National Census and permanent residence permits issued.

***Estimates calculated by the authors based on the 2015 figure, including residence permits that have been since then issued, which do not add data of refugees or asylum seekers.

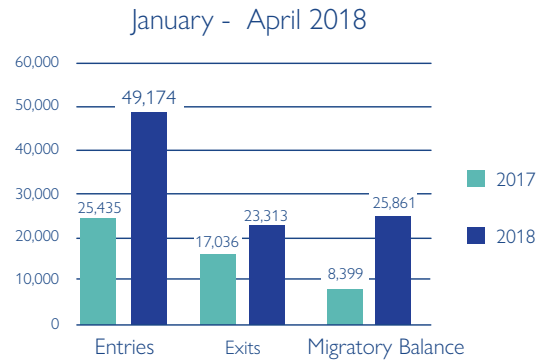
FLOWS OF VENEZUELAN POPULATION

In recent years there has been an increase in Venezuelans arriving to Latin American countries, a dynamic that is confirmed by the migratory balances. This trend has continued in the first months of 2018. By way of example:

Argentina

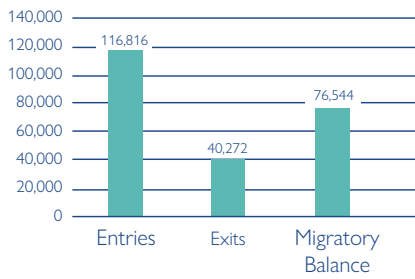
The year-on-year comparison of the same period shows an increase in the flows: doubles the entries and triples the balances. The first 5 months of 2018 (January - May) show a migratory balance of 35,000.

Source: National Directorate of Migration



Chile

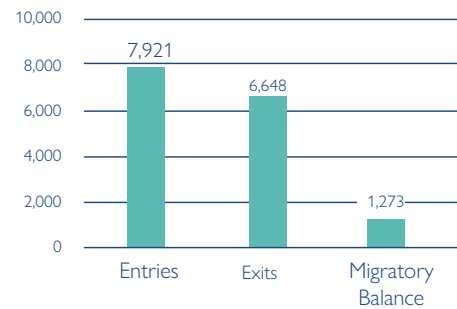
January - June 2018



Source: Department of Foreign Affairs and Migration

Costa Rica

January - March 2018



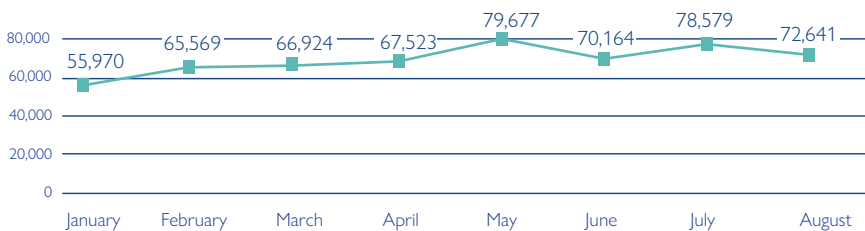
Source: General Directorate of Migration and Foreign Affairs

Ecuador

January - May 2018

The migratory balance from January 2018 to August 2018 is 116,419 result of 641,353 entries and 524,857 exits. The highest number of entries of Venezuelan citizens is reported from Colombia through **Rumichaca** and the highest number of exits through **Huaquillas**, border with Peru.

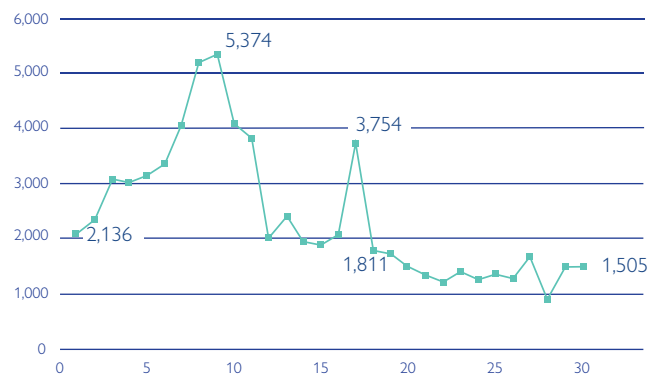
Entries by Rumichaca



Source: Ministry of Interior



Evolución de las entradas diarias de venezolanos por Rumichaca Agosto 2018



Source: Ministry of Interior

MAP OF MIGRATION ROUTES



Apart from the air route, the land and maritime routes have recently become more significant.

In the case of neighbouring Caribbean islands, such as Aruba, Bonaire, Curaçao, and the Republic of Trinidad and Tobago, the short distances facilitate the maritime mobility.

In Brazil, the highest number of entries by Venezuelans is registered in the state of Roraima. In Colombia, the largest number is registered in the city of Cucuta. Numerous entries by Venezuelan nationals into Ecuador are also registered through Rumichaca; into Peru through Tumbes —border with Ecuador; and into Chile through Tacna — border with Peru, to give some examples.

REGULARIZATION OF VENEZUELAN POPULATION

In Latin America, between 2015 and 2018 more than half a million residence permits were issued to Venezuelan nationals by ordinary and extraordinary migration normative tools. The Venezuelan migrant population has benefited from the approval of specific legislation in the following countries of the region:

ARGENTINA

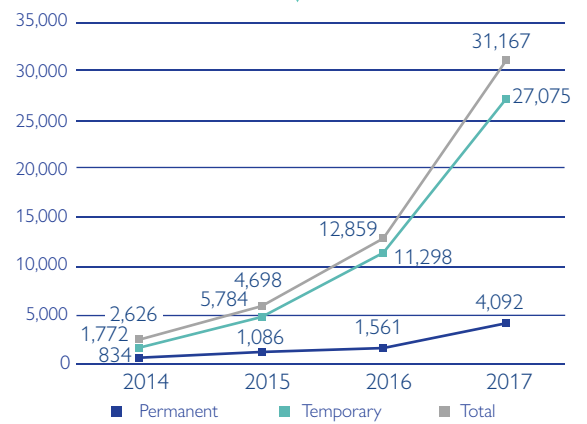
Law No. 25,871/2004

Apart from the residence permits issued by means of the usual criteria (employment, family reunification, etc.), Argentina applies to Venezuelan citizens the Agreement on Residence for Nationals of the States Parties and Associated States of MERCOSUR*.

Through the Disposition DNM°594/2018, the deadlines to present required documentation (for instance criminal records) were extended. In February 2018, the National Ministry of Education decided to simplify the procedure to accreditate university studies from Venezuelan institutions.

Between January and May, **19,821** residence permit were issued, **2,642** of them were permanent residences.

NUMBER OF RESIDENCE PERMITS ISSUED TO VENEZUELAN NATIONALS



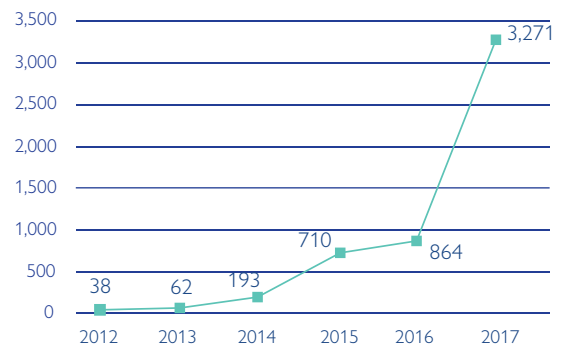
URUGUAY

Law No. 19,254/2014

Uruguay granted legal (temporary and permanent) residence to Venezuelans through the application of the Agreement on Residence for Nationals of MERCOSUR. Since 2014 the country has directly granted Permanent Residence to nationals of the member states of MERCOSUR, including Venezuela.

The National Migration Office granted 861 temporary residences from January to March 2018.

The Ministry of Foreign Affairs received 2,867 permanent residence requests from Venezuelans.



*This Agreement is yet to be approved by the Venezuelan Government

ECUADOR

Ecuador-Venezuela Migration Statute and UNASUR Visa

Through the Migration Statute (2011), Ecuador grants temporary residence if economic solvency is proven. Through the UNASUR Visa (2017), the nationals of the block can have access to a two-year temporary residence.

BRAZIL

Interministerial Ordinance N°9/2018 (See page 7)

COLOMBIA

Resolution No. 5797/2017, 1272/2017 and 0740/2018 (See page 8)

PERU

Supreme Decree No. 002-2017, No. 023-2017 and No. 007-2018 (See page 9)

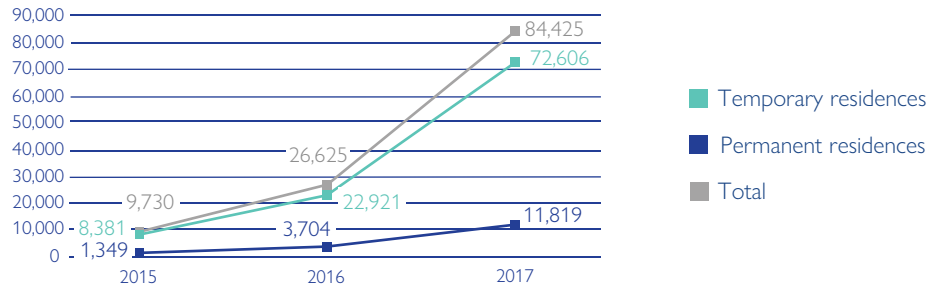
REGULARISATION OF VENEZUELAN POPULATION

CHILE

Since April 2018, Chile has granted the Democratic Responsibility Visa that must be processed in Venezuela. As of August 30, 2018, **64,932** visas have been requested and 9,626 have been approved. Likewise, in the month of April an Extraordinary Regularization Process was launched. Behind the citizens from Haiti (49,828), the people of Venezuelan nationality are the second group in numerical importance that was registered (31,682).

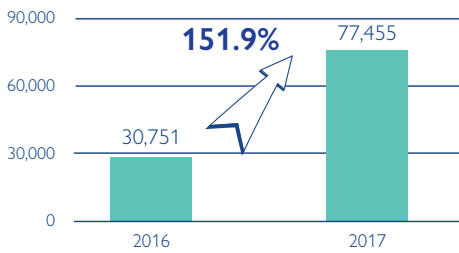
Between 2015 and 2017, Chile issued more than 120,000 residence permits considering permanent residence and temporary visas. Temporary visas are divided into three categories: subject to a contract, study or temporary.

PERMANENT RESIDENCE AND TEMPORARY VISAS ISSUED

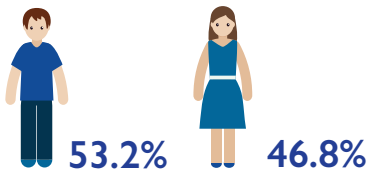


During 2016 and 2017, **108,206** Venezuelans who had entered the country with tourist visa have submitted applications for residence permits. It is the foreign group that submitted the largest number of applications for legal residence in such period.

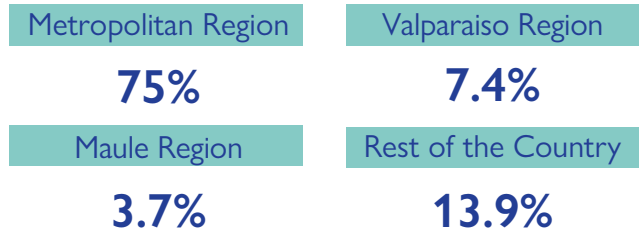
NUMBER OF VISA APPLICATIONS IN 2016 AND 2017



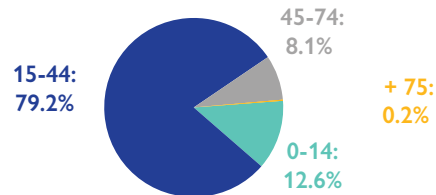
VISA APPLICANTS BASED ON GENDER



APPLICATIONS BY REGION



% OF VISA APPLICATIONS BY REGION



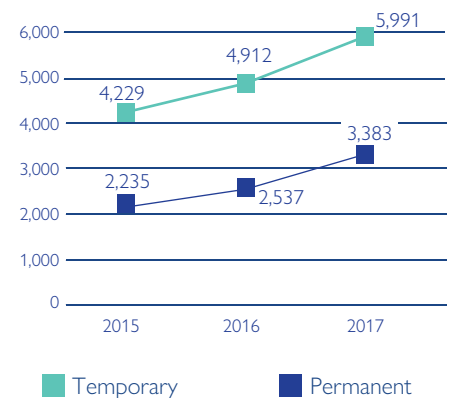
Mexico and Central American countries have also experienced a notable increase in the residence permits issued to Venezuelan nationals through the ordinary channels of regularization.

MEXICO

The number of temporary and permanent resident cards issued by Mexico for Venezuelans between January and March of 2018 was **2,635** (1,134 permanents and 1,501 temporaries, a growth of 41% for the former and 51.3% for the latter compared to 2015).

The issuance of visit cards for humanitarian reasons passed from 181 in 2016 to 1,626 in 2017. These permits are granted to applicants of asylum, for humanitarian or public interest reasons. In the first three months of 2018, 909 Humanitarian Visit Cards were issued to Venezuelans, this figures represent 56% of the total released in 2017.

TEMPORARY AND PERMANENT RESIDENT CARDS

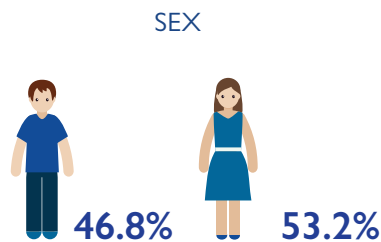


Source: Secretary of Interior

REGULARISATION OF VENEZUELAN POPULATION

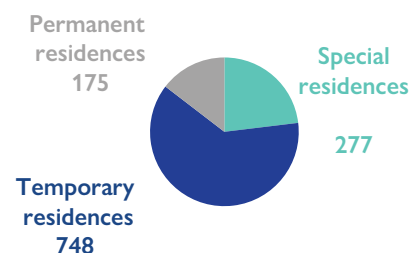
COSTA RICA

In 2017, according to the General Directorate of Migration and Immigration, **8,892** Venezuelans were legal residents in Costa Rica, of which 2,388 were permanent. During 2017, **1,200** residences were granted.



RESIDENCES GRANTED IN 2017

RESIDENCE PERMITS ISSUED



PANAMA

Panama has been one of the main destinations for Venezuelans in Central America for the past couple of years.

These residence permits encompass provisional permits, permanent residence, temporary residence, temporary visitor, extensions and others.

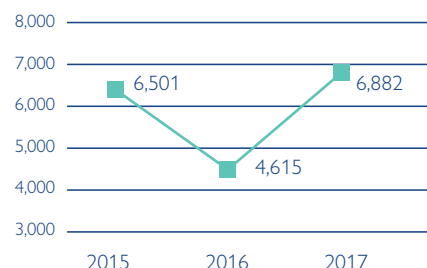
From 2015 to 2018, Venezuelans are the group with the highest number of granted residence permits. In 2015 and 2017 they doubled the number of residences compared to nationals of Colombia who are the second nationality with the largest number of approvals. The residence permits issued until April 30, 2018 (2,642) represent 38.4 per cent of the total issued in 2017.

The Legalizations correspond to the Ordinary and Extraordinary Permits approved including Decree 167, without repetition of procedures per person as of the year 2013. Venezuelan nationals again lead the number of legalizations approved per year. The data of 2017, surpassed four times the numbers in 2016.

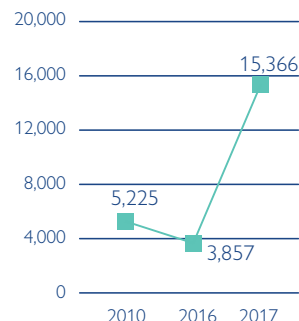
Decree No.269 The permitted time to stay as a tourist in Panama was shortened to 90 days for Venezuelans, Colombians and Nicaraguans. The government sustains the measure is needed in order to exercise effective migration management. It takes into account the large number of people of these nationalities, who after entering as tourists, perform other types of activities other than tourism, without requesting change of immigration status. Effective as of May 31, 2017.

Decree No.473 The Bolivarian Republic of Venezuela has been included in the list of countries that require a stamped visa to enter Panamanian territory. Effective as of October 1, 2017.

RESIDENCE PERMITS ISSUED



LEGALIZATIONS



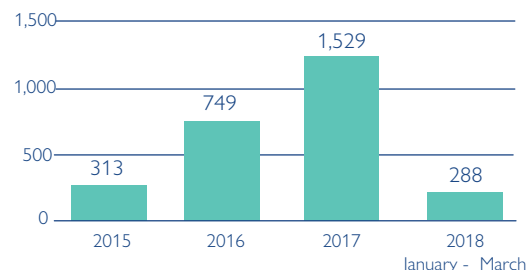
Source: National Migration Service

DOMINICAN REPUBLIC

The recent information released by the Second National Immigrant Survey 2017 (ENI in its Spanish acronym) conducted by the National Statistic Office of the Dominican Republic, indicates that Venezuelan immigration increased from 3,434 people in 2012 to 25,872 in 2017, which represents a 653% growth.

Regarding the residence permits issued to Venezuelan nationals, these show an increase from 2015 to 2017. In 2015 the Dominican Republic issued 313 residence permits for Venezuelan nationals, for 2016 the number grew to 749 and for 2017 it increased to 1,529. Residence permits issued to Venezuelans between January and March 2018 add up to 19% of the total licenses delivered to this migrant population in 2017.

RESIDENCE PERMITS ISSUED



Source: National Directorate of Migration

The number of residence permits for 2017 does not include the month of August and the 2018 figures do not include February since there is no data available.

There has been an increase of Venezuelan citizens entering Brazil in the past three years, through Roraima State, a land border with Venezuela. Up to April 2018, around 50,000 Venezuelan citizens have applied for asylum (**32,859**) and residence (**16,841**). The National Committee for Refugees (CONARE) is in charge of deciding about refugee status.



The Brazilian government seeks to regularize part of the Venezuelan population through is the New Migratory Law (2017). A recent measure (*Portaria Interministerial N°9*) signed by 4 National Ministries (Justice, Labour, Foreign Affairs and Public Security) grants a 2-year temporary residence, conversion to permanent residence, and fee exemption in some cases. This measure replaces the National Council of Immigration Normative Resolution No.1 26 issued in March 2017.

In February 2018, the President approved the “Provisional Measure N°820” and the Decree N°9286/2018. Both of them are emergency measures to assist displaced people in vulnerable condition in Roraima State. A Federal Committee for Emergency Assistance was established in order to execute

and monitor actions in this framework. It is formed by the Defense Ministry and the Armed Forces in coordination with other national ministries, local governments, and the United Nations agencies (mainly IOM, UNHCR, and UNFPA).

Since then, border security was reinforced, temporary shelters were built or reformed -9 in Boa Vista City and Pacaraima City which accommodated about 4,000 people-, vaccination and immunization procedures were increased, and more than 600 Venezuelans were voluntarily relocated in Brazilian cities.

The presence of the indigenous Warao people in the migration flow has also been observed. In 2016, Warao people arrived to Roraima State a much larger scale than before. IOM (2018) launched a study about indigenous rights and State responsibilities. As well, people from the indigenous E’ñepa (Panare) have been identified in Roraima (small population by now).

Voluntary Relocation

The relocation is supported by UN Agencies, and is part of the Brazilian Government’s strategy to manage migrant flows from Venezuela, which have overwhelmed Roraima’s capital city of Boa Vista and the city of Pacaraima, on the border with Venezuela. The main aim is to help ease the pressure through the voluntary relocation of migrants to other cities across Brazil. IOM is supporting the pre-departure and identification process, monitoring the movement and assisting migrants upon arrival at their destination.

The Venezuelan migrants will stay in public shelters, and will be supported by local authorities and civil society organisations to facilitate their integration, including support to access the labour market, health services education and other rights.

In April 2018, the first voluntary relocation of 265 Venezuelan citizens to San Pablo and Cuiabá took place. As of August 31, 2018, more than 1,500 Venezuelan citizens have voluntarily been relocated in the cities of Rio de Janeiro, Brasília, Parana, Manaus, João Pessoa, São Paulo and Cuiabá.



Colombia is the main destination for Venezuelans in South America. Likewise, a large percentage of Venezuelan citizens enter Colombia in transit towards third destination countries. This dynamic not only has remained steady, but also increased in recent months, with the following key destinations: **Ecuador, Peru, Chile, The United States, Panama, Mexico, Spain, Argentina, Brazil** and **Costa Rica**.

IOM Colombia co-leads together with UNHCR the coordination of the UN Border Inter-Agency Group. It also works with WFP and the Resident Coordinator on several activities.

Migration Colombia (2018)¹⁴ reports that **935,593** venezuelans are in the country:

- Venezuelans in regular situation: **468,428**
- Venezuelans in irregular situation: **105,766** (exceeded the time of permanence or entered without authorization)
- Venezuelans in process of regularization: **361,399**

There are also 1,600,000 Venezuelans with a **Border Mobility Card**. It is a pendular migration of the citizens who reside in the border area and usually move between the two countries, reporting several entries and exits during the day. In the first semester of 2018, around 7,300,000 entries and 6,600,000 exits were reported using this permission.

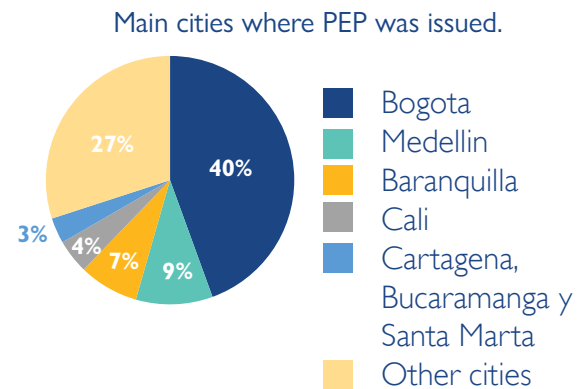
Special Permit of Permanence (PEP in Spanish) (Resolution No. 5797/2017, 0740/2018 and 1272/2017 Colombia Migration)

In July 2017, Colombia implemented a Special Permit of Permanence by **Resolution No. 5797/2017**. In this first stage, the situation of approximately **68,799** Venezuelan nationals who had entered before July 28 was regularised.

This Special Permit has been issued mainly in the cities of **Bogota, Medellin** and **Barranquilla**.

In February 2018, the second phase of the PEP implementation was authorised for Venezuelan citizens who already were in the country and who had entered Colombia before February 2 through an official immigration check post.

Up to June 7, 2018, **262,535 PEP** were granted to Venezuelan citizens.




Access to Health

On August 18, 2017, the Ministry of Health issued Resolution 3015, which allows the Venezuelan citizens who have the PEP to affiliate to the Colombian health system. The PEP is submitted together with the passport and it enables the person to have access to health service, be it as a contributor to a paid health plan or as part of the subsidised system for those who cannot afford it. The Venezuelan nationals who have the PEP and are irregular have the right to emergency healthcare. According to authorities, during the first semester of 2018, 47,892 emergencies of Venezuelans were attended; 152,000 doses of vaccines were administered; and 11 cases of measles and 1 case of controlled diphtheria were detected.

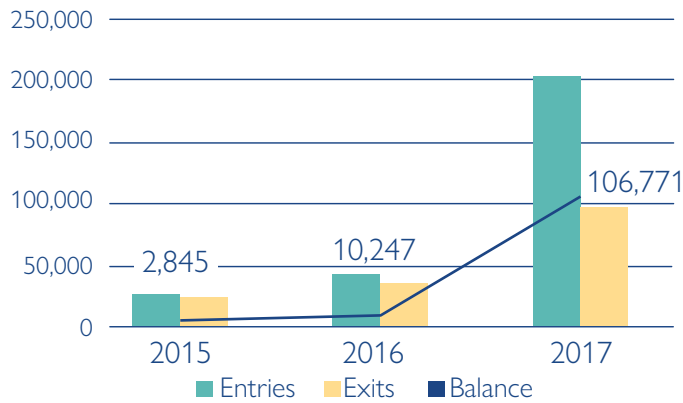
Administrative Registry of Venezuelan Migrants in Colombia

The Administrative Registry of Venezuelan Migrants -RAMV- in Colombia seeks to expand the information on the migration of Venezuelans to the country. The RAMV was implemented during two months, starting on April 6 and ending on June 8, 2018. This process was supported by international organizations such as the United States Agency for the International Development (USAID) and the United Nations High Commissioner for Refugees (UNHCR).

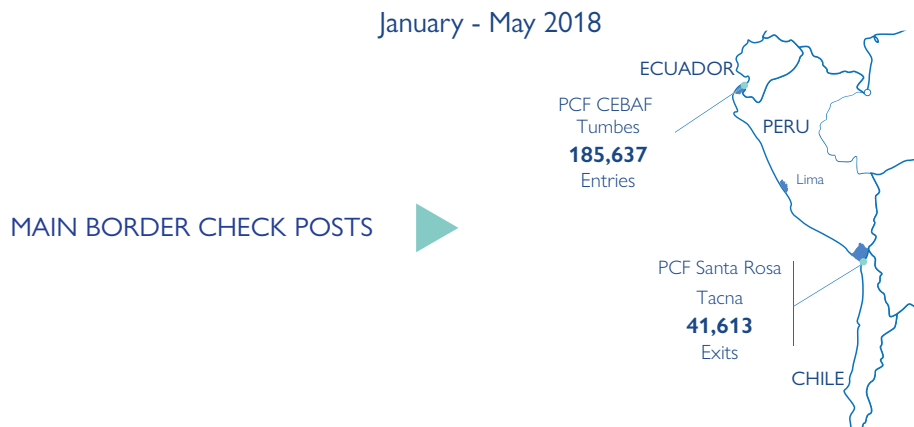


The RAMV registered a total of **442,462** Venezuelans. 33,994 people identified themselves as aborigines, raizales, gypsies and afrodescendants.

In the last two years, the country has been consolidated as a destination for the Venezuelan population as well as transit territory for third countries, mainly Chile and Argentina. Thus, since 2015 there has been an increase in the number of entries, exits and migratory balance.



The highest number of entries of Venezuelan citizens is recorded from Ecuador through Tumbes and the largest number of exits through Santa Rosa, border with Chile. The International Airport of Lima is the third point of migratory movement with 21,959 entries and 13,596 exits of Venezuelans. These three migratory posts account for **90** per cent of the total migratory movement of Venezuelans.

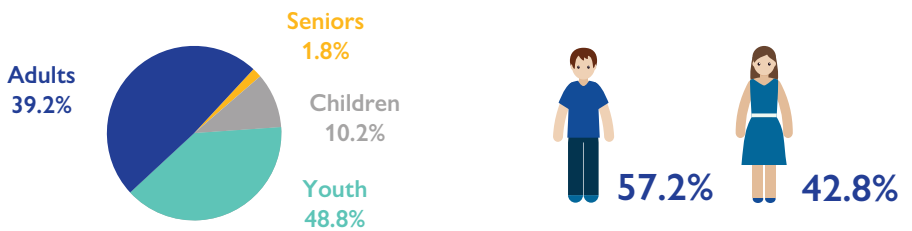


Temporary Residence Permit (PTP)

In January 2017, specific regulations are issued to grant the "Residence Temporary Permit " (PTP) for persons of Venezuelan nationality who had entered the country before February 2017, later time period was extended until December 31. In July 2018, through Decree No. 007-2018, the entry period was reduced to October 31, 2018. Likewise, only the PTP can only be processed before December 31, 2018.

Since its implementation until August 19, 2018, 70,000 PTPs have been granted and another 100,000 are in process. Through Resolution of Superintendence N° 0000165-2018-MIGRACIONES, the PTP in process enables the Venezuelan citizens to work for a period of 60 days, renewable until they obtain the PTP card (Effective May 21). Upon the PTP expiration, the Permanent Residence can be processed (January 2018).

TEMPORARY RESIDENCE PERMITS (February 2017 - May 2018)



The age groups considered are:
 1) Children: 0 to 17 years old. (2) Youth: 18 to 29 years old.
 (3) Adults: 30 to 59 years old. (4) Older adults: 60 years old and older.

DISPLACEMENT TRACKING MATRIX (DTM)

In the face of the rising flows of Venezuelan nationals in the region it is evidently necessary to understand the profile of Venezuelan migrants and the characteristics and dynamics of migration routes. The DTM is a system to track and monitor the displacement and mobility of population. Some countries in the region have implemented (and/or are about to implement) this tool to have a better understanding of the Venezuelan population that is migrating into the region:

COLOMBIA

► First Phase: October-December 2016¹⁵

The DTM pilot project was implemented by IOM and Colombia Migration, and provided knowledge about the nationality profile of the people that make up the migration flow between Colombia and Venezuela. The universe of the methodology comprised moving population encompassing three municipalities: Arauca (Arauca), Cucuta and Villa del Rosario (North of Santander).

► Second Phase: June-October 2017


The information was collected in nine municipalities of the country from the border area with Venezuela and intermediate cities: Arauca (Arauca), North of Santander (Cucuta and Villa del Rosario), La Guajira (Uribia, Manaure, Maicao, Dibulla and Riohacha) and Bolivar (Cartagena).

► DTM Bogota: October-December 2017

The information was collected in five zones in Bogota from 5,009 surveys.

The process was divided into two parts: household surveys where the Venezuelan population lives (five zones in Bogota: Suba, Engativa, Fontibon, Kennedy and Bosa) and interviews to transit population (land terminal).

COMPOSITION OF THE FLOWS



BRAZIL

► DTM Roraima: January-March 2018¹⁶

The first DTM round was implemented in close coordination with the Brazilian Government, through its Ministry of Human Rights, in order to gather, analyze and produce evidence-based data to provide a better understanding on the Venezuelan flows in Roraima. A total of 3,516 interviews were conducted (2,420 in Boa Vista and 1,096 in Pacaraima).

PROFILE OF THE VENEZUELAN POPULATION INTERVIEWED

Age

71% Between 25 and 49 years old
22% Between 15 and 24 years old
7% More than 50 years old

Marital Status

50% Single
43% Married
6% Divorced
1% Widows



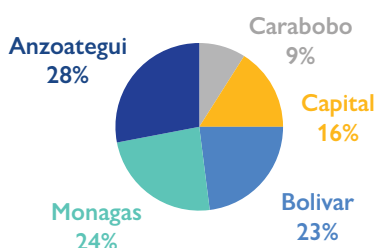
Gender

58% Men
41% Women
1% Trans/Other

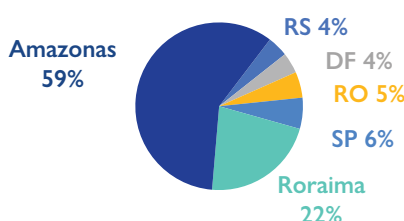
Family

40% With the family group
41% Alone
1% With other group

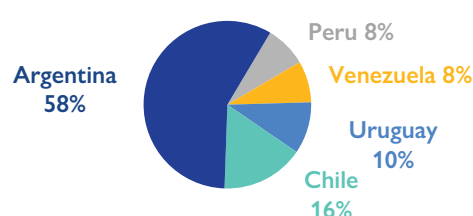
State of origin



Desired final destination in Brazil (48% of the interviewed)



Desired final destination outside of Brazil (52% of the interviewed)



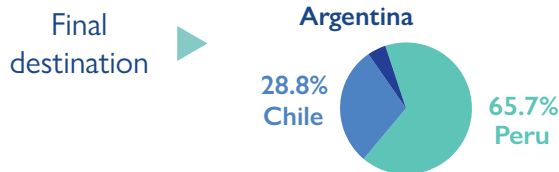
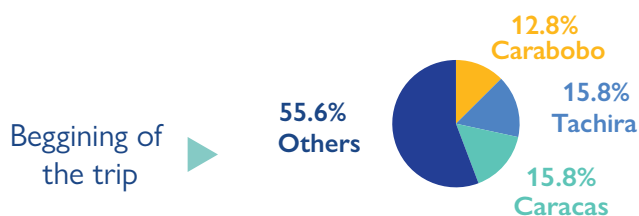
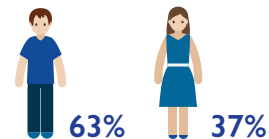
DISPLACEMENT TRACKING MATRIX (DTM)

PERU

▶ Round 1: October-November 2017¹⁷

This tool has been applied in the regions of Tacna (border with Chile) and Tumbes (border with Ecuador), as they represent the main entry and exit points, respectively, of the Venezuelan migrants.

Venezuelan migrants are mainly young and professional (from 18 to 35 years of age), mostly single. There is a greater proportion of males. A significant number of those surveyed have children, most of them in Venezuela.

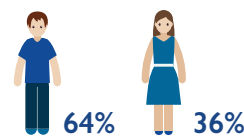
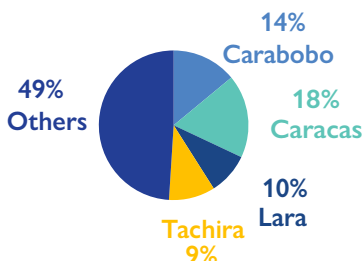


▶ Round 2: December 2017 - January 2018

This tool has been applied in the regions of Tacna (border with Chile) and Tumbes (border with Ecuador), and Metropolitan Lima.

METROPOLITAN LIMA RESULTS

Begging of the trip



GUYANA

▶ 10-21 December 2017

The DTM was deployed in the areas of Bartica and Ethingbang, close to the source of the Cuyuni River, located in region 7 of Guyana. It assessed locations of transit points, primarily through the flow monitoring component which included interviews with migrants and observations. The interviews were carried out in the regions of Barima-Waini and Cuyuni-Mazaruni. A total of 948 persons (120 surveys) volunteered to be interviewed by IOM enumerators.

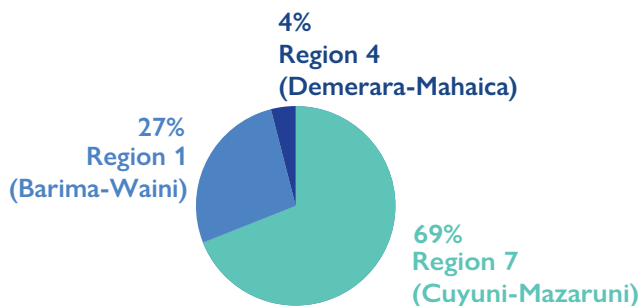
Dynamic mobility patterns are observed in the Ethingbang and San Martin border areas, the Cuyuni River is used by small-scale informal traders.

Most migrants crossed to Guyana coming from the regions of Monagas, Delta Amacuro and Bolivar, transiting Morawhanna, Mabaruma, San Martin de Turumban and Bartica. 100 per cent of interviewees indicated the use of a boat to get to Guyana. In 100 per cent of the interviews, their economic situation was indicated as the reason for migrating.

MAIN DESTINATION



The sample was comprised of 59% adult women above 18 and 38% adult men above 18, with a small percentage of male and female children.



SEX

AGE



COUNTRIES IN THE CARIBBEAN

The Caribbean reaches from North America (Bahamas) to mainland States such as Belize in Central America, and Guyana, Suriname and French Guiana in South America. Due to its enormous geographic and demographic diversity, the Caribbean is a challenging region to study when focusing on migration. The region is comprised of states with fewer than 100,000 inhabitants, countries of over 10 million, small and large islands, and inland territories, and countries that range from low income to very high income. Language, ethnic composition, and political systems vary. Migration data is generally difficult to collect in this region.

ARUBA, BONAIRE AND CURAZAO

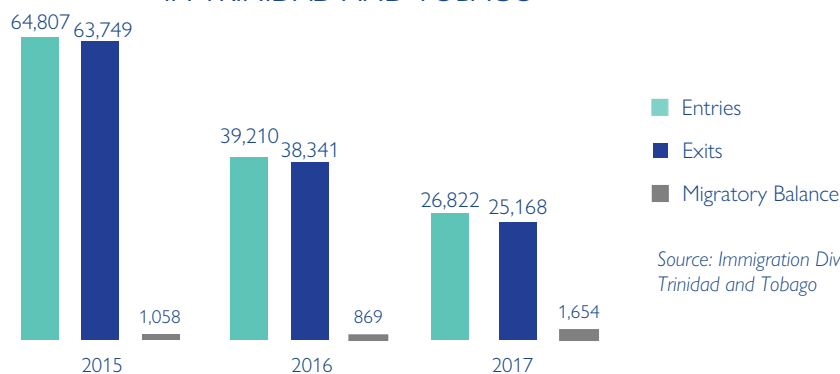
The Caribbean islands are a few kilometers away from the Venezuelan coast. Aruba is 25 km north of the western coast of the state of Falcon in Venezuela and 68 km northwest of Curaçao. This short distance is seen as an opportunity for many Venezuelan nationals to try the dangerous journey of a few hours aboard boats.

The small Caribbean islands neighboring Venezuela have less capacity to absorb this migratory flow. The Government of Curaçao required IOM's assistance to receive migrants and manage shelters. It is noteworthy that the Government of the Bolivarian Republic of Venezuela, on January 5, 2018, ordered the closure of ports and airports that communicate with Aruba, Bonaire and Curaçao, citing the illegal traffic of goods and resources. This closure continues to this day. This implies that Venezuelan residents cannot travel to these islands through regular means.

TRINIDAD AND TOBAGO

The entries of Venezuelan nationals to Trinidad and Tobago show a decrease in the last three years. However, the migratory balance almost doubled from 2016 to 2017.

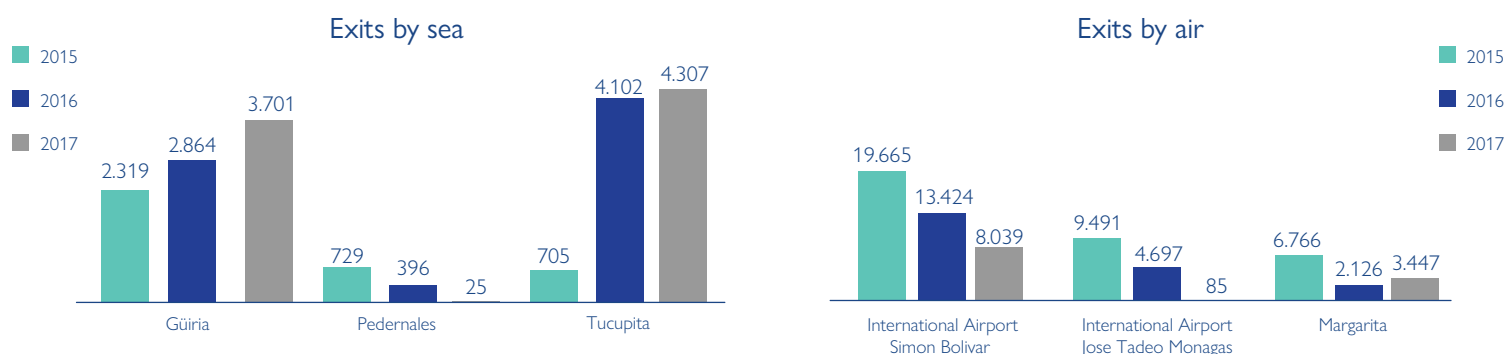
MIGRATORY FLOWS OF VENEZUELAN NATIONALS IN TRINIDAD AND TOBAGO



According to the Immigration Division, during the last two years, there has been an increase in the number of Venezuelans that have exceeded the time of stay allowed the country. In the period from 2016 to 2017, this number increased by 150.8%, from 1,197 to 3,003, with a difference of 1,806 more cases. According to migration authorities, until March 6 of this year, 1,364 Venezuelans have exceeded their stay in Trinidad and Tobago, which surpass the 2016 total and represents the 45.4% of the sum of 2017, in just the first three months of the year.

The transport used by Venezuelans to get to Trinidad and Tobago changed from 2015 to 2017. Air departures decreased while departures from Venezuela by sea almost doubled.

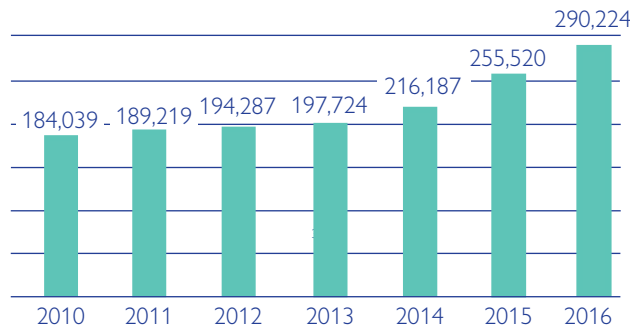
EXITS POINTS FROM VENEZUELA



KEY DESTINATIONS IN THE NORTH

UNITED STATES OF AMERICA

In the United States, the Venezuelan population has experienced a sustained growth in recent years.



Source: American Community Survey/US Census Bureau.

The Venezuelan population grew 18 per cent between 2014 and 2015, while in the last interannual variation (2015 to 2016), a 13 per cent increase was registered.

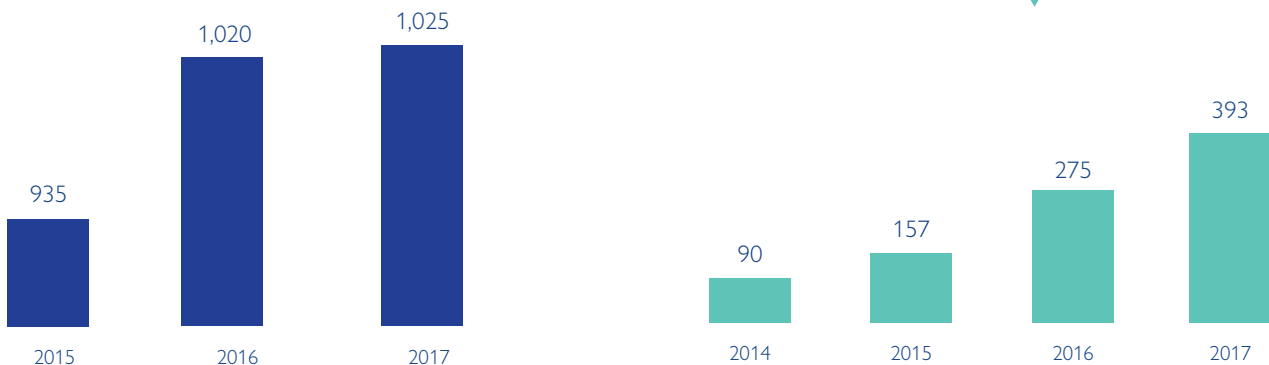
- According to the Homeland Security Department (Office of Immigration Statistics 2016), 12,242 Venezuelans with tourist visas overstayed during the last fiscal year (from October 1, 2016, to September 30, 2017).
- According to the Homeland Security Department (Office of Immigration Statistics 2016), about 10,000 regular residence permits per year were issued over the 2004-2015 period. In 2016, 5,662 permanent residence permits were granted to Venezuelans.
- In the 2006-2016 period, 64,000 Venezuelans became American citizens.

CANADA

20,775 Venezuelans were reported living in the country in the last Census conducted in Canada in 2016. The main provinces where Venezuelan nationals were registered are Ontario, Quebec, Alberta and British Columbia, more specifically in Vancouver.¹⁸

There has been a steady increase the past three years in the admissions of permanent residents from Venezuela. From 2015 to 2016 the increase was of 10 per cent; from 2016 to 2017 this number was much lower, though it did show a small increase of 0.49 per cent.

Admissions of permanent residents



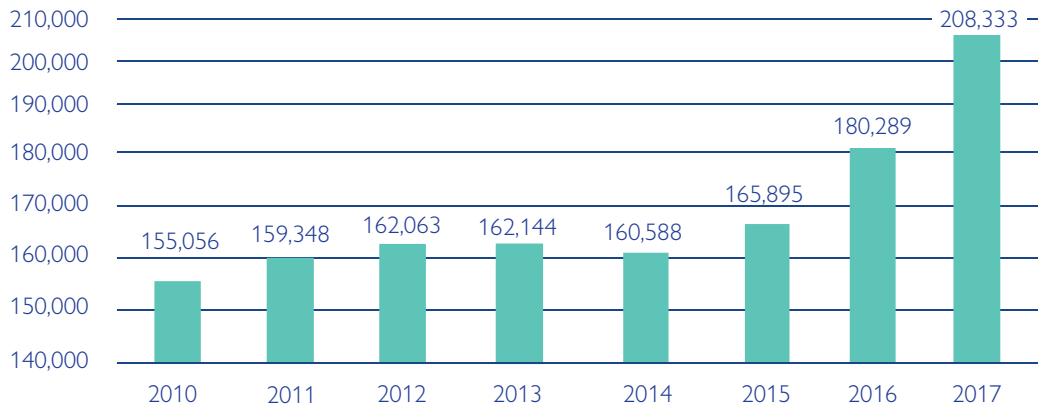
In Canada, the data shows a steady increase in the refugee status granted, from 2014 to 2016 the number grew by 67.2%.

Source: Immigration, Refugees and Citizenship Canada

KEY DESTINATIONS IN THE NORTH

SPAIN

In Europe, Spain is the main destination from the quantitative point of view for Venezuelan emigration. The stock of people born in Venezuela has increased in recent years and it is one of the most dynamic in the group of South American ones.



Source: Padrón Municipal/Instituto Nacional de Estadística.

Evolution of the number of Venezuelan Nationals in Spain

The interannual variation in the 2014-2015 period was 3.3 per cent, increasing to 8.6 per cent in the 2015-2016 period and 15.5 per cent between 2016 and 2017.

- In 2017, around 200,000 people born in Venezuela were registered in Spain. The number of women (113,292) is larger than that of men (95,041). More than 60 per cent (127,825) have Spanish citizenship, related to the previous Spanish emigration towards Venezuela.

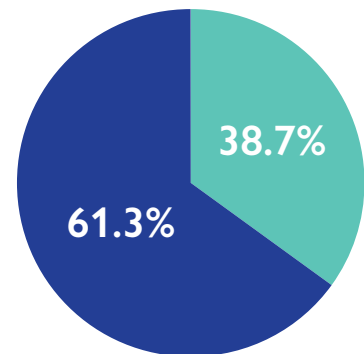


45.6%



54.4%

■ Spanish citizenship
■ Venezuelan citizenship



ITALY AND PORTUGAL

These countries are receiving increased flows of Venezuelans. Similarly to Spain, many of them already have or are entitled to obtain European citizenship.

References

1. UN DESA (2017) *Trends in International Migrant Stock: The 2017 Revision* (United Nations database, POP/DB/MIG/Stock/Rev.2017).
2. Statistics Canada (2017) Available at <http://www12.statcan.gc.ca/census-recensement/index-eng.cfm?HPA=1>
3. Javier Carrillo, National Migration Service Director (2017) Available at http://www.telemetro.com/nacionales/Migracion-actualiza-cifra-venezolanos-Panama_0_1045995702.html
4. Colombia Migration (2018). Available at <http://migracioncolombia.gov.co/index.php/es/prensa/infografias/7923-infografia-general>
5. Ministry of Interior.
6. National Superintendence for Migration.
7. National Institute of Statistics (2017) National Census 2017. Available at <http://www.censo2017.cl/>
8. National Directorate of Migration.
9. Jorge Faurie, Chancellor (2018) Available at https://www.clarin.com/politica/argentina-seguira-dando-asilo-venezolanos-llegan-100-mil-llegaron-pais_0_Byua2AI17.html
10. National Directorate of Migration.
11. National Statistical Office Dominican Republic (2017) Second Survey about National Migration.
12. DGEEC (2012) National Census.
13. IOM (2018) *Aspectos jurídicos da atenção aos indígenas migrantes da Venezuela para o Brasil*. Available at <http://hdl.handle.net/20.500.11788/2018>
14. Colombia Migration (2018) Op. Cit.
15. Colombia DTM Results (2017) Available at http://www.cancilleria.gov.co/sites/default/files/oim-matrizdemonitoreodedesplazamientoenlafronteracolombo_venez.pdf
16. Brazil DTM Results (2018) Available at http://robuenosaires.iom.int/sites/default/files/Informes/DTM/MDH_OIM_DTM_Brasil_N1.pdf
17. Peru DTM Results (2018) Available at <http://www.globaldtm.info/es/peru/>
18. Statistics Canada (2017) Op. Cit.



IOM Regional Office for South America
www.robuenosaires.iom.int



OIMSuramerica



@OIMSuramerica

IOM Regional Office Central America, North America and the Caribbean.
www.rosanjose.iom.int



@OIMCentroAmer
@IOM_Caribbean



/OIMCentroNorteAmerica
/IOMCaribbean